

Excellent Integrated System Limited

Stocking Distributor

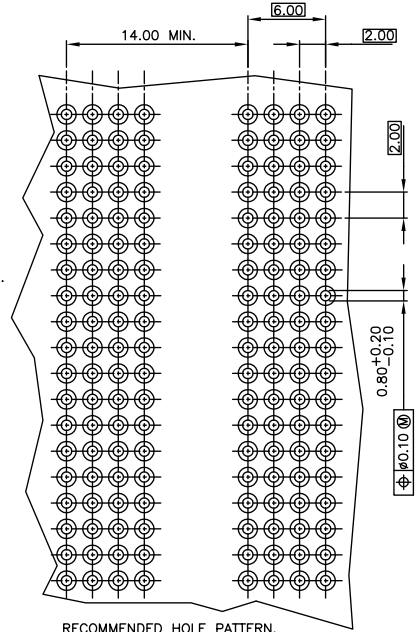
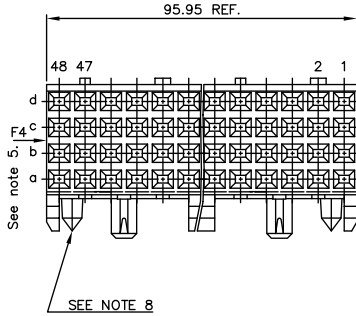
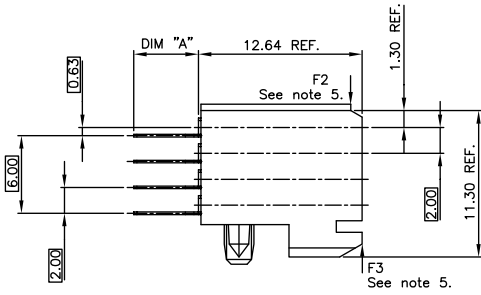
Click to view price, real time Inventory, Delivery & Lifecycle Information:

[FCI](#)
[88957-201](#)

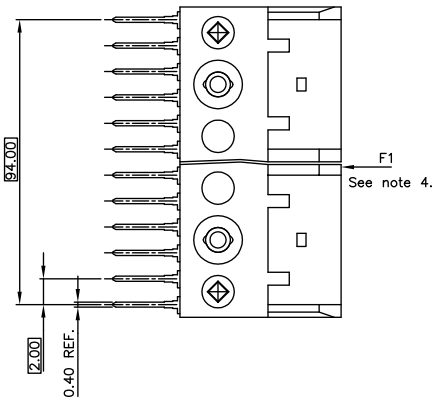
For any questions, you can email us directly:
sales@integrated-circuit.com

PLATING CONTACT AREA:	
DASH NR:	PERFORMANCE LEVEL
-1YY/1YYLF	TELCORDIA CO
-2YY/2YYLF	CUSTOMER SPECIAL
-3YY/3YYLF	CUSTOMER SPECIAL

PRODUCT NR.	DIM "A"
88957-X01	5.00 REF.
88957-X11	3.35 REF.
88957-X01LF	5.00 REF.
88957-X11LF	3.35 REF.



RECOMMENDED HOLE PATTERN, COMPONENT SIDE.



NOTES:

1. BODY MAT'L: LIQUID CRYSTAL POLYMER 30% GLASS FLAME RETARDANT ACC. UL 94-V0
2. TERMINAL MATERIAL: PHOSPHOR BRONZE.
3. PLATING SOLDER TAILS 2-8 μm SnPb 90-97 OR PURE Sn FOR LF.
4. LOAD IN THIS DIRECTION (E.G. THROUGH CODING) 30 NEWTON PER 12 MM CONNECTOR LENGTH.
5. LOAD IN THIS DIRECTION 100 NEWTON MAXIMUM PER CONNECTOR.
6. TO ENSURE PROPER ALIGNMENT OF MULTIPLE MODULES ON A BOARD, THE USE OF A FIXTURE IS RECOMMENDED.
7. PRODUCT MARKING: PARTNUMBER & BATCH I.D.
8. DIAMOND LOCATION PEG ARE ONLY EXISTED ON THE BOTH SIDES OF PRODUCT.
9. THIS PRODUCT MEETS EUROPEAN UNION DIRECTIVES AND OTHER COUNTRY REGULATIONS AS DESCRIBED IN GS-22-008
10. THE HOUSING WILL WITHSTAND EXPOSURE TO 260 DEGREE PEAK TEMPERATURE FOR 10 SECONDS IN A WAVE SOLDER APPLICATION.

mat'l. code		tolerances unless otherwise specified		CUSTOMER COPY	ELECTRONICS www.falconconnect.com
ltr	ecn no	dr	date	projection	
H	0007-070	cm	05/22/07	linear	product fam METRAL (tm)
J	0008-071	TER	05/26/08		size 213
K	0009-008	cm	06/06/08	angles	sheet 1 of 1
L	0010-009	dr	A van Zanten	010809	code 213
E	040355	008	040357	Engl	scale A2
F	001450	008	09/08/07	Engl	scale 5:1
G	0008-004	CU	05/11/05	RppH	sheet K
index	sheet	1			

PDM: Rev:K

STATUS: Released

Printed: May 19, 2011