

Excellent Integrated System Limited

Stocking Distributor

Click to view price, real time Inventory, Delivery & Lifecycle Information:

[Johanson Technology Inc.](#)
[2450BP07A0100T](#)

For any questions, you can email us directly:

sales@integrated-circuit.com

High Frequency Ceramic Solutions

2450 MHz Band Pass Filter **P/N 2450BP07A0100**
 Detail Specification: 01/29/07 Page 1 of 2

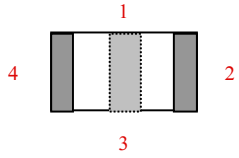
General Specifications

Part Number	2450BP07A0100
Frequency (MHz)	2400 - 2500
Attenuation (min.)	25 dB @ 824 - 960 MHz
Attenuation (min.)	25 dB @ 1710 - 1910 MHz
Attenuation (min.)	25 dB @ 4800 - 5000 MHz
Attenuation (min.)	15 dB @ 7200 - 7500 MHz

Insertion Loss	2.5 dB max.
Return Loss	9.5 dB min.
Impedance	50 Ω
Input Power	500 mW max.
Operating Temperature	-40 to +85°C
Storage Temperature	-40 to +85°C
Reel Quantity	10,000

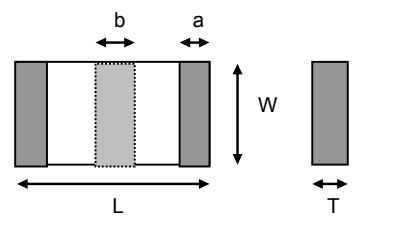
P/N	Packaging Style	Bulk	Suffix = S	Eg. 2450BP07A0100S
		T & R	Suffix = E	Eg. 2450BP07A0100E
Suffix	Termination Style	100% Tin	Suffix = None	Eg. 2450BP07A0100(E or S)
		Tin / Lead	Suffix = /Pb	Eg. 2450BP07A0100(E or S)/Pb

Terminal Configuration	
No.	Function
1	GND
2	OUT
3	GND
4	IN



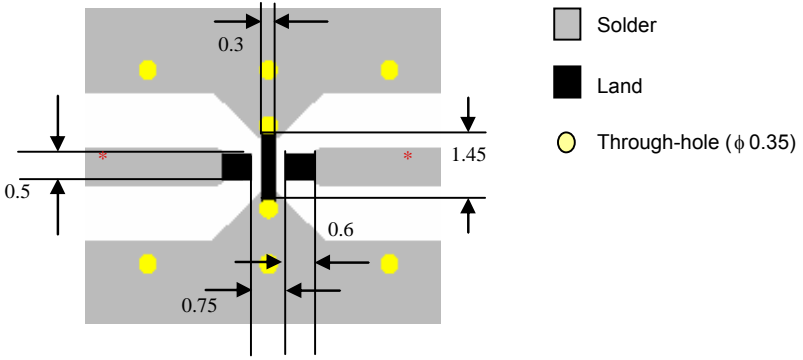
Mechanical Dimensions

	In	mm
L	0.039 ± 0.002	1.00 ± 0.05
W	0.020 ± 0.002	0.50 ± 0.05
T	0.015 ± 0.002	0.38 ± 0.05
a	0.006 ± 0.004	0.15 ± 0.10
b	0.010 ± 0.004	0.25 ± 0.10



Mounting Considerations

Mount these devices with brown mark facing up.
 * Line width should be designed to provide 50 ohm impedance, depending on PCB material and thickness



Units: mm

Johanson Technology, Inc. reserves the right to make design changes without notice.
 All sales are subject to Johanson Technology, Inc. terms and conditions.

High Frequency Ceramic Solutions

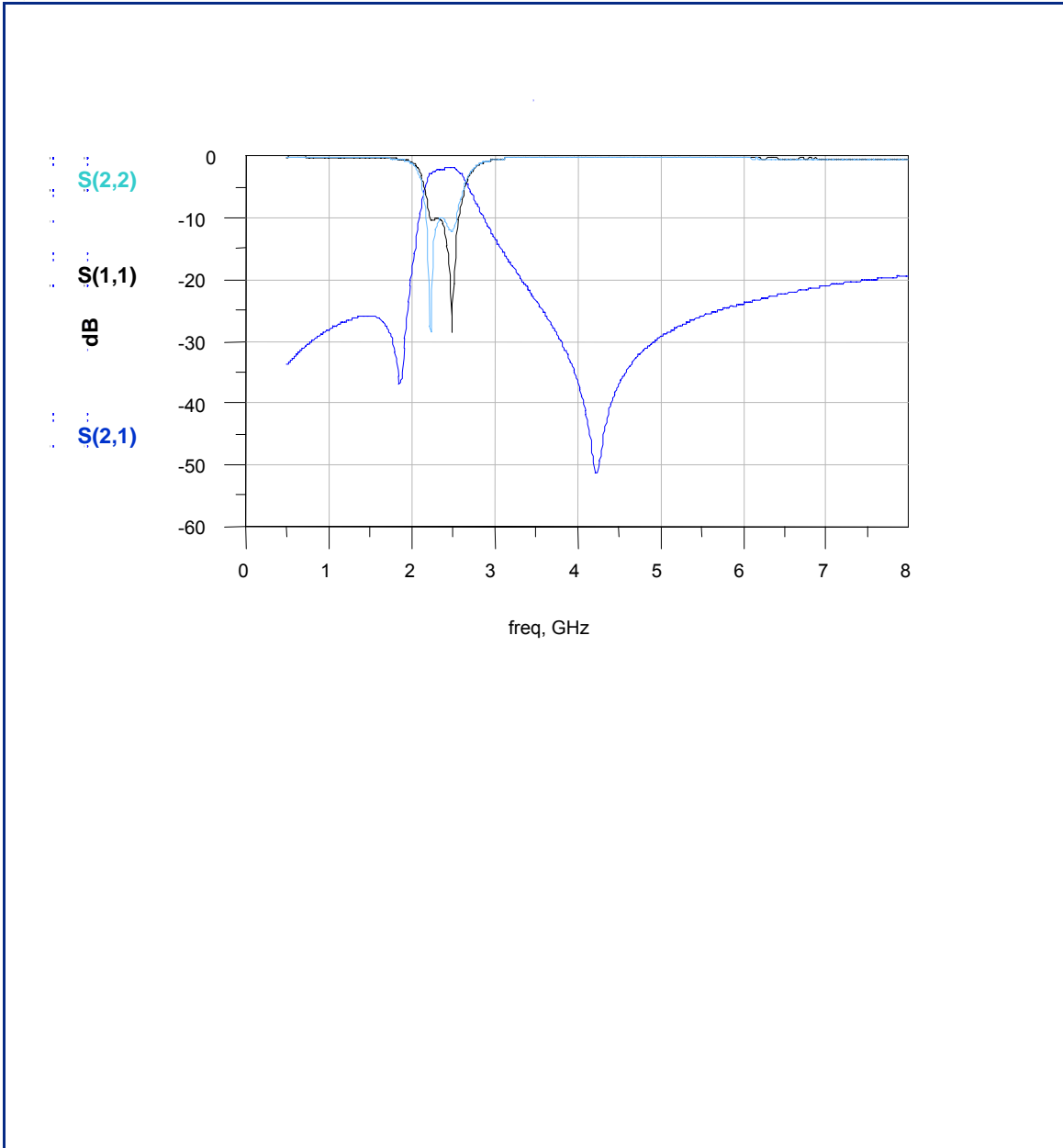
2450 MHz Band Pass Filter

P/N 2450BP07A0100

Detail Specification: 01/29/07

Page 2 of 2

Typical Electrical Performance (T=25°C)



Johanson Technology, Inc. reserves the right to make design changes without notice.
All sales are subject to Johanson Technology, Inc. terms and conditions.