

Excellent Integrated System Limited

Stocking Distributor

Click to view price, real time Inventory, Delivery & Lifecycle Information:

[Johanson Technology Inc.](#)
[5450BP15T600E](#)

For any questions, you can email us directly:

sales@integrated-circuit.com

PRELIMINARY

5.5 GHz Band Pass Filter **P/N 5450BP15T600**
 Detail Specification: 06/05/07 Page 1 of 2

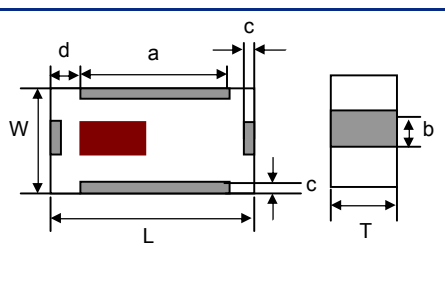
General Specifications

Part Number	5450BP15T600	
Frequency (MHz)	5150 - 5750	
Insertion Loss	5.0 dB max.	
Return Loss	9.5 dB min.	
Attenuation (min.)	0 ~ 4000MHz	10 dB
Attenuation (min.)	6750 ~ 7000MHz	20 dB
Attenuation (min.)	7000 ~ 7250MHz	20 dB
Attenuation (min.)	7250 ~ 7500MHz	15 dB
Attenuation (min.)	7500 ~ 12000MHz	10 dB

Input Power	500 mW max.
Impedance	50 Ω
Operating Temperature	-40 to +85°C
Storage Temperature	-40 to +85°C
Reel Quantity	4,000
MSL	2

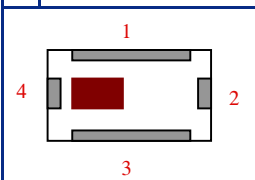
Mechanical Dimensions

	In	mm
L	0.079 ± 0.006	2.00 ± 0.15
W	0.049 ± 0.004	1.25 ± 0.10
T	0.037 ± 0.004	0.95 ± 0.10
a	0.051 ± 0.006	1.30 ± 0.15
b	0.012 ± 0.006	0.30 ± 0.15
c	0.010 ± 0.006	0.25 ± 0.15
g	0.014 ± 0.006	0.35 ± 0.15



Terminal Configuration

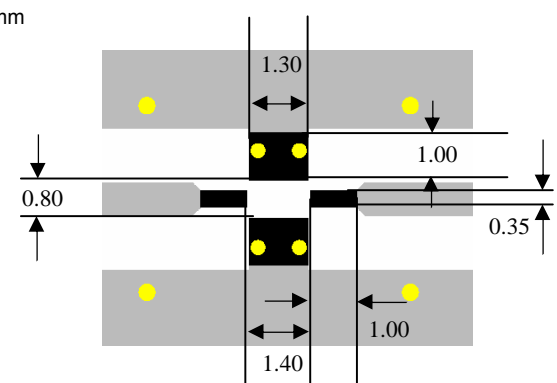
No.	Function
1	GND
2	OUT
3	GND
4	IN



The diagram shows a rectangular component with four terminals. Terminal 1 is at the top, 2 is on the right, 3 is at the bottom, and 4 is on the left.

Mounting Considerations

Mount these devices with brown mark facing up.
 * Line width should be designed to provide 50Ω impedance matching characteristics.
 Units: mm



The mounting diagram shows a top view of the component with dimensions: 1.30 (width of the central element), 1.00 (width of the side pads), 0.80 (width of the solder resist), 0.35 (width of the land), and 1.40 (width of the through-hole). A legend indicates: Grey square = Solder Resist, Black square = Land, Yellow circle = Through-hole (φ 0.35).

Johanson Technology, Inc. reserves the right to make design changes without notice.
 All sales are subject to Johanson Technology, Inc. terms and conditions.

PRELIMINARY

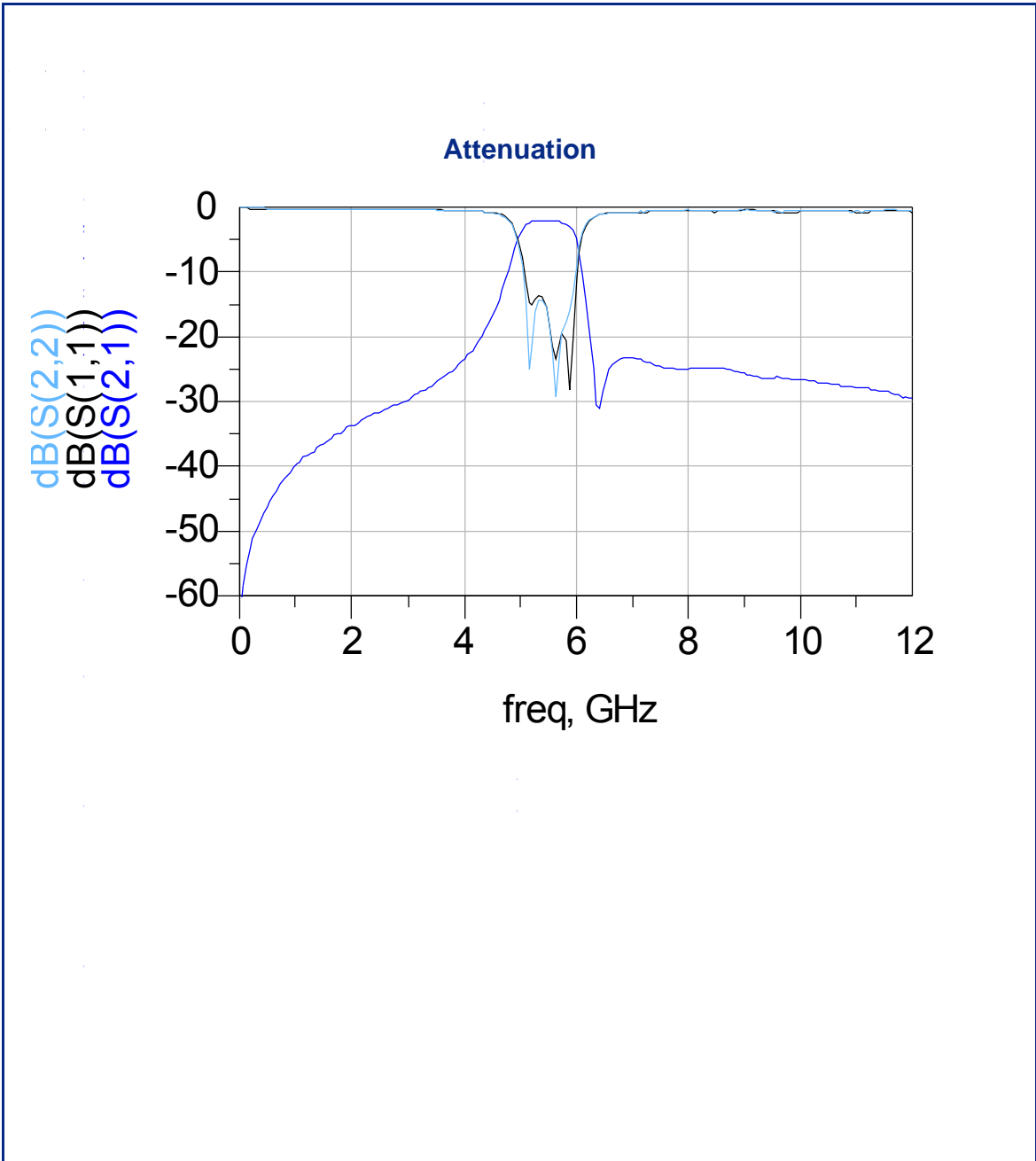
5.5 GHz Band Pass Filter

P/N 5450BP15T600

Detail Specification: 06/05/07

Page 2 of 2

Typical Electrical Performance (T=25°C)



Johanson Technology, Inc. reserves the right to make design changes without notice.
 All sales are subject to Johanson Technology, Inc. terms and conditions.