

## Excellent Integrated System Limited

Stocking Distributor

Click to view price, real time Inventory, Delivery & Lifecycle Information:

[Johanson Technology Inc.](#)  
[5515BP15C975E](#)

For any questions, you can email us directly:

[sales@integrated-circuit.com](mailto:sales@integrated-circuit.com)

# "High Frequency Ceramic Solutions"

**5.5 GHz Band Pass Filter** **P/N 5515BP15C975**  
 Detail Specification 04/24/03 Page 1 of 2

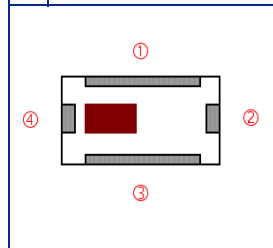
### General Specifications

Part Number	5515BP15C975
Frequency (MHz)	4900~5875
Insertion Loss	2.0 dB max.
Return Loss	8.5 dB min.
Attenuation (min.)	30 dB @ 500~4000MHz
Attenuation (min.)	20 dB @ 4200MHz
Attenuation (min.)	15 dB @ 9800~11750MHz

Input Power	500mW max.
Impedance	50 Ω
Operating Temperature	-40 to +85°C
Reel Quantity	4,000

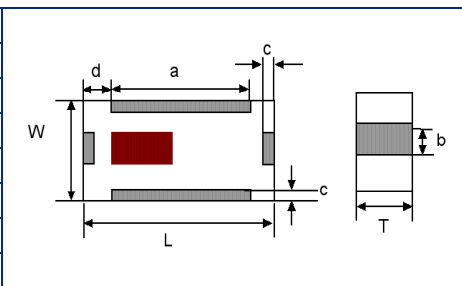
### Terminal Configuration

No.	Function
1	GND
2	OUT
3	GND
4	IN



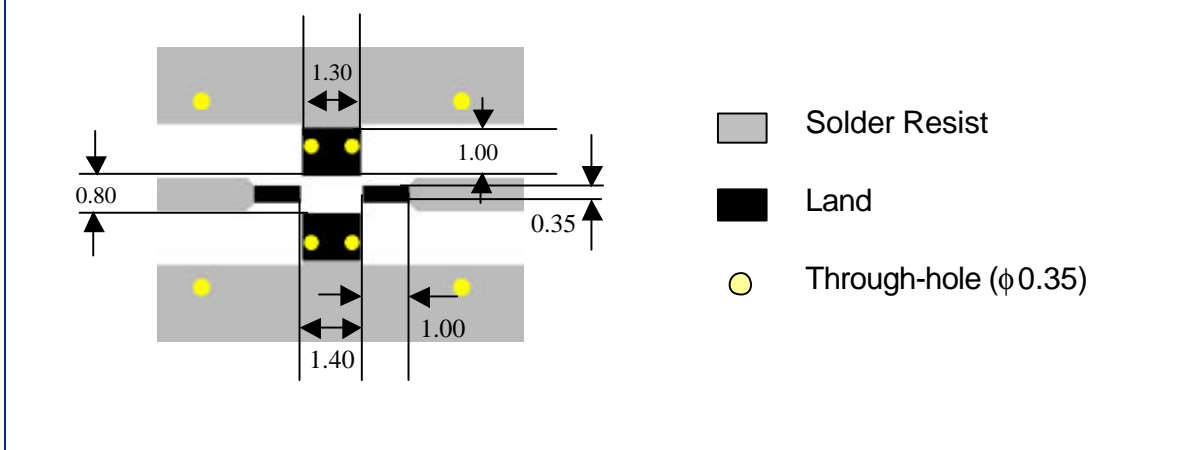
### Mechanical Dimensions

	In	mm
L	0.079 ± 0.006	2.00 ± 0.15
W	0.049 ± 0.004	1.25 ± 0.10
T	0.037 ± 0.004	0.95 ± 0.10
a	0.051 ± 0.006	1.30 ± 0.15
b	0.012 ± 0.006	0.30 ± 0.15
c	0.010 ± 0.006	0.25 ± 0.15
d	0.014 ± 0.006	0.35 ± 0.15



### Mounting Considerations

Mount these devices with brown mark facing up.  
 Line width should be designed to provide 50Ω impedance matching characteristics.  
 Units: mm



Johanson Technology, Inc. reserves the right to make design changes without notice.  
 All sales are subject to Johanson Technology, Inc. terms and conditions.

## "High Frequency Ceramic Solutions"

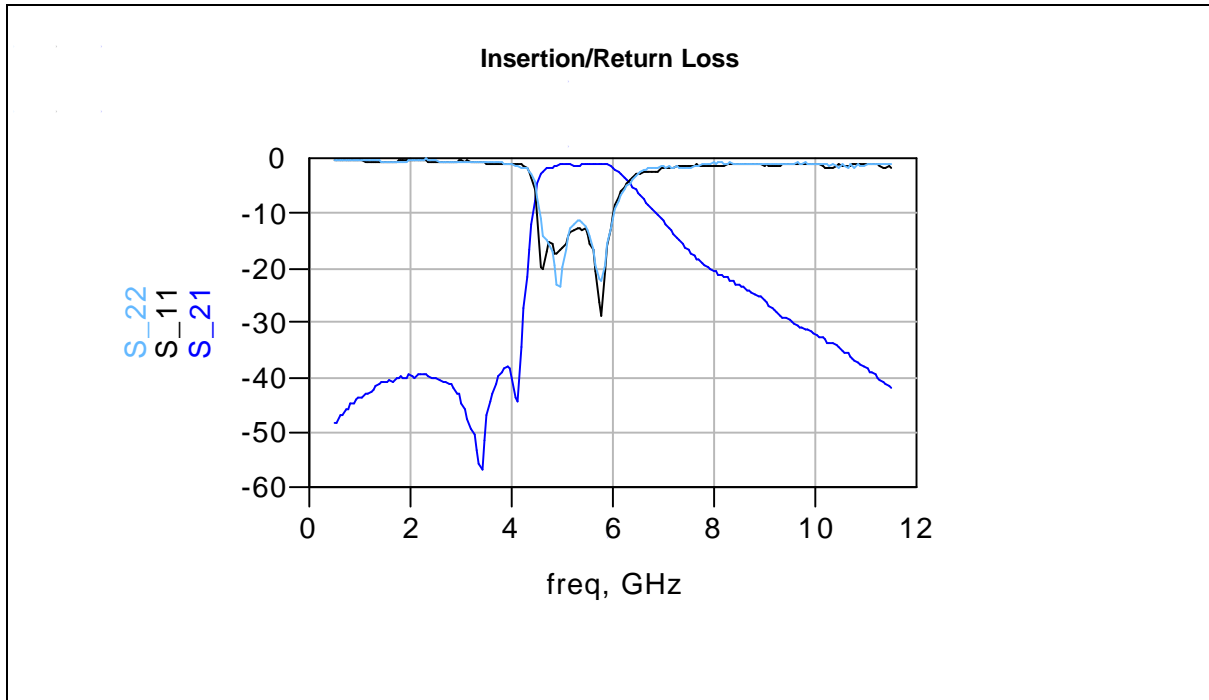
**5.5 GHz Band Pass Filter**

**P/N 5515BP15C975**

Detail Specification 04/24/03

Page 2 of 2

Typical Electrical Performance (T=25°C)



Johanson Technology, Inc. reserves the right to make design changes without notice.  
All sales are subject to Johanson Technology, Inc. terms and conditions.

