

Excellent Integrated System Limited

Stocking Distributor

Click to view price, real time Inventory, Delivery & Lifecycle Information:

[Johanson Technology Inc.](#)
[2450BP41D100AE](#)

For any questions, you can email us directly:

sales@integrated-circuit.com

“High Frequency Ceramic Solutions”

2.45 GHz Band Pass Filter

P/N 2450BP41D100A

Detail Specification

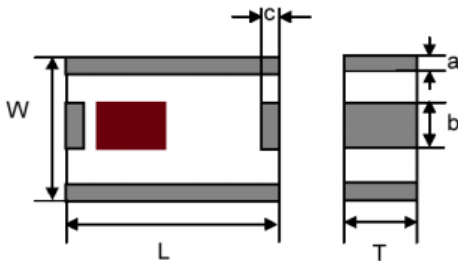
02/12/2003 Page 1 of 2

Part Number	Frequency (MHz)	Insertion Loss	Attenuation (min.)	Return Loss	Ripple
2450BP41D100A	2450 ± 50	2.3 dB max	40 dB @ 1.2 - 1.8 GHz 30 dB @ 2.1 GHz 12 dB @ 2.2 GHz 35 dB @ 4.8 - 5.0 GHz	9.5 dB min.	0.7 dB max.

Input Power	Group Delay	Impedance	Operating Temperature Range
500 mWatt max	5 nsec max	50 Ω	-40 to +85°C

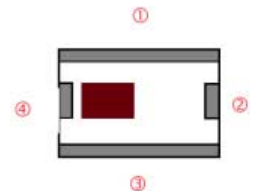
Mechanical Dimensions

	L	W	T	a	b	c
Inches	0.126 ± .008	0.098 ± .008	0.059 ± .004	0.016 ± .008	0.024 ± .008	0.012 ± .006
mm	3.2 ± 0.2	2.5 ± 0.2	1.5 ± 0.1	0.4 ± 0.2	0.6 ± 0.2	0.30 ± 0.15



Terminal Configuration

No.	Function	No.	Function
1	GND	3	GND
2	OUT	4	IN

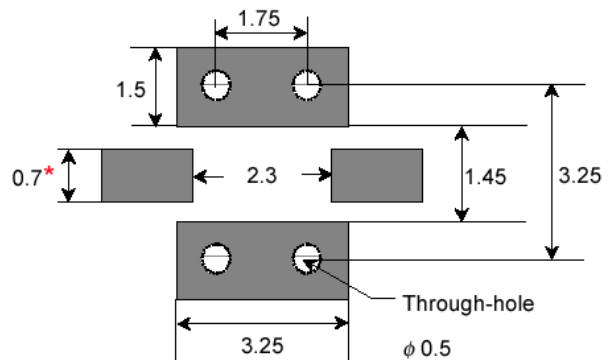


Mounting Considerations

Pats should be mounted with colored side facing UP.

Line width should be designed to provide 50Ω impedance matching characteristics.

Units: mm



Johanson Technology, Inc. reserves the right to make design changes without notice.
 All sales are subject to Johanson Technology, Inc. terms and conditions.

“High Frequency Ceramic Solutions”

2.45 GHz Band Pass Filter

Detail Specification

P/N 2450BP41D100A

02/12/2003 Page 1 of 2

