

Excellent Integrated System Limited

Stocking Distributor

Click to view price, real time Inventory, Delivery & Lifecycle Information:

[Johanson Technology Inc.](#)
[1880LP14A060T](#)

For any questions, you can email us directly:
sales@integrated-circuit.com

“High Frequency Ceramic Solutions”

1.88 GHz Low Pass Filter

P/N 1880LP14A060

Detail Specification

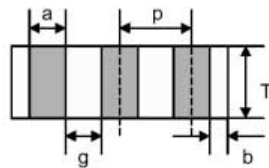
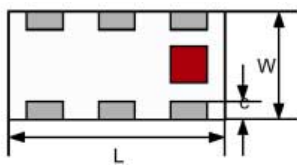
Page 1 of 2

Part Number	Frequency (MHz)	Insertion Loss	Attenuation (min.)	Return Loss
1880LP14A060_	1850 - 1910	0.6 dB max.	27 dB @ 2 x f _o 19 dB @ 3 x f _o	11.7 dB min.

Input Power	Impedance	Operating Temperature Range
3 Watt max	50 Ω	-40 to +85°C

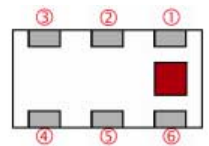
Mechanical Dimensions

	L	W	T	a	b	c	g	p
Inches	0.063 ± .004	0.032 ± .004	0.024 ± .004	.008 ± .004	0.008 ± .004/-0.006	.006 ± ±.004	0.012 ± .004	0.020 ± .002
mm	1.6 ± 0.1	0.80 ± 0.1	0.60 ± 0.1	0.20 ± 0.1	0.20+0.1/-0.15	0.15 ± 0.1	0.30 ± 0.1	0.50 ± 0.05



Terminal Configuration

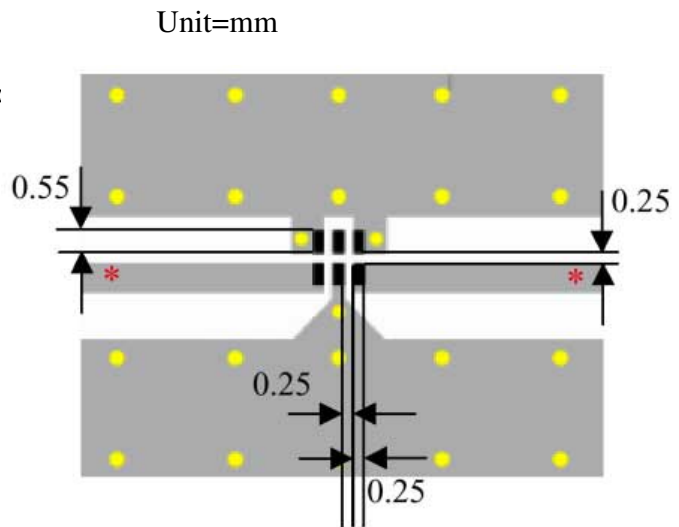
No.	Function	No.	Function
1	GND	4	OUT
2	NC	5	GND
3	GND	6	IN



Mounting Considerations

- Mount these devices with brown mark facing up.
- Line width should be designed to provide 50Ω impedance

- Solder Resist
- Land
- Through-hole (φ 0.35)



Johanson Technology, Inc. reserves the right to make design changes without notice.
 All sales are subject to Johanson Technology, Inc. terms and conditions.

“High Frequency Ceramic Solutions”

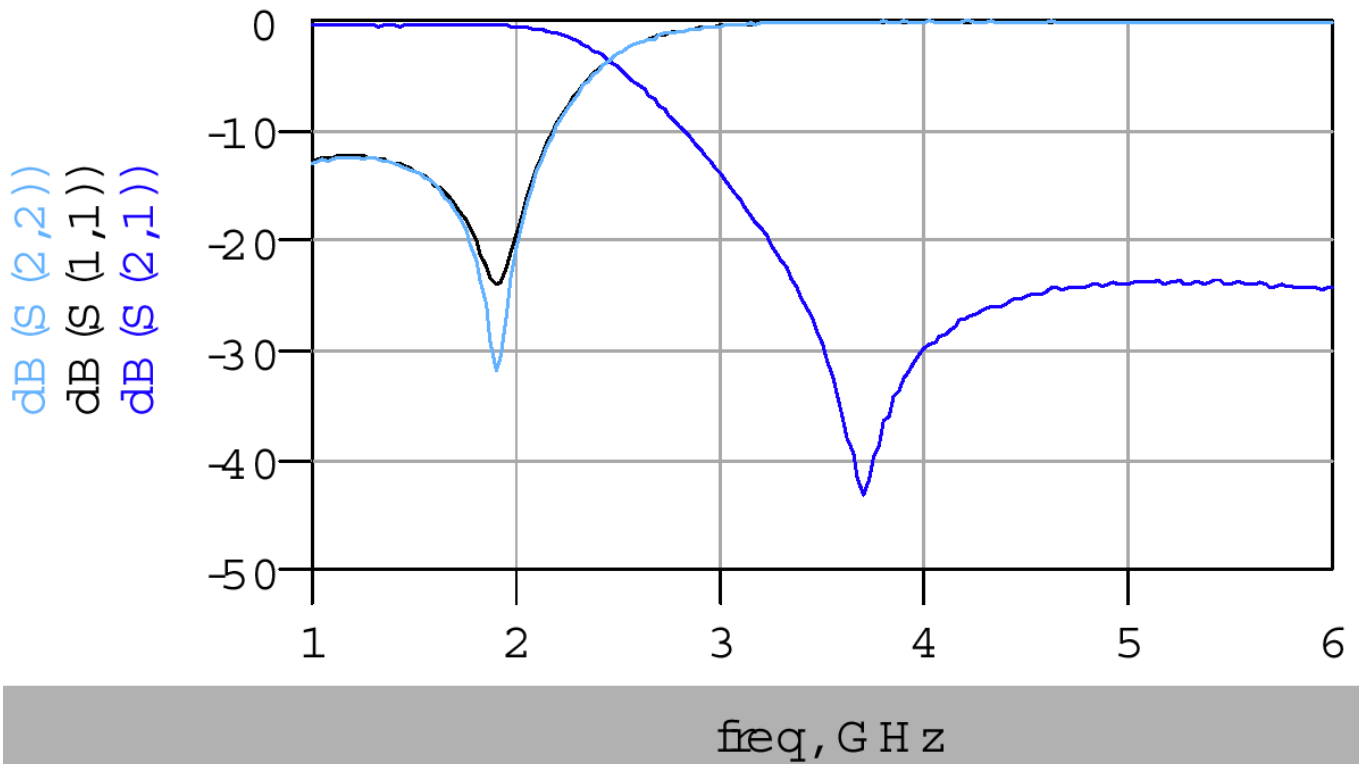
1.88 GHz Low Pass Filter

P/N 1880LP14A060

Detail Specification

Page 2 of 2

Typical Insertion Loss / Return Loss



Delivery

Packaged in embossed tape on 7" reels (4000 / reel)
 Standard delivery is eight weeks or sooner ARO