

Excellent Integrated System Limited

Stocking Distributor

Click to view price, real time Inventory, Delivery & Lifecycle Information:

[Johanson Technology Inc.](#)
[1810CP14A200T](#)

For any questions, you can email us directly:

sales@integrated-circuit.com

“High Frequency Ceramic Solutions”

1810 MHz Directional Coupler

P/N 1810CP14A200

Detail Specification 01/22/2003

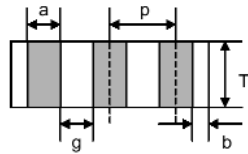
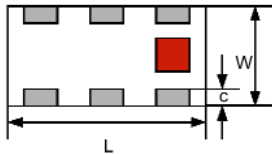
Page 1 of 2

Part Number	Frequency (MHz)	Insertion Loss	Return Loss	Coupling	Isolation
1810CP14A200_	1710 - 1910	0.30 dB max	15.6 dB min.	20 ± 1.0 dB	25.0 dB min.

Input Power	Impedance	Operating Temperature Range	Reel Qty
3 Watts max	50 Ω	-40 to +85°C	4000

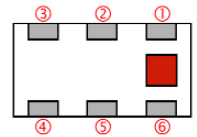
Mechanical Dimensions

	L	W	T	a	b	c	g	p
Inches	0.063 ± .004	0.032 ± .004	0.024 ± .004	.008 ± .004	0.008 ± .004/-0.006	.006 ± ± .004	0.012 ± .004	0.020 ± .002
mm	1.6 ± 0.1	0.80 ± 0.1	0.60 ± 0.1	0.20 ± 0.1	0.20+0.1/-0.15	0.15 ± 0.1	0.30 ± 0.1	0.50 ± 0.05



Terminal Configuration

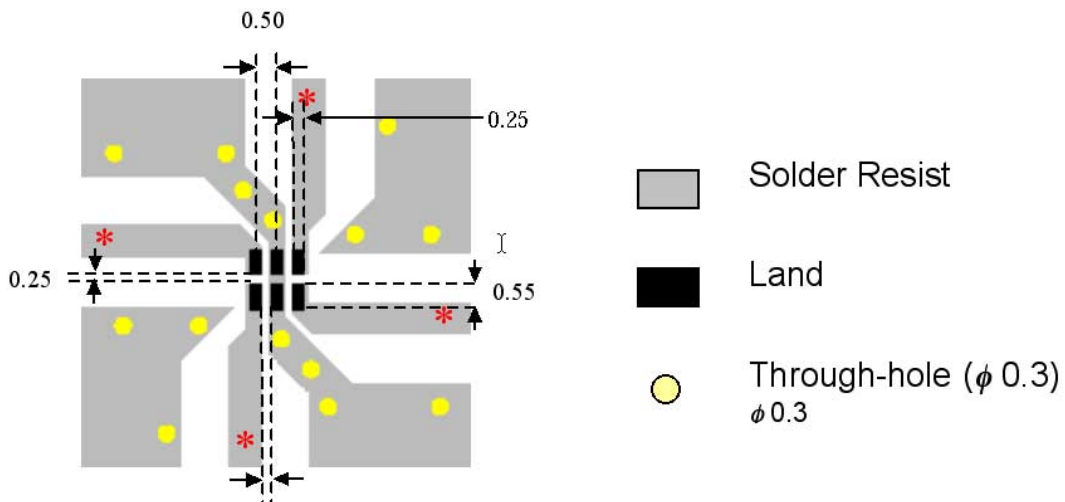
1	IN	4	Termination
2	GND	5	GND
3	Coupled Out	6	Main Out



Mounting Considerations

Mount these devices with brown colored side facing up. * Line width should be designed to provide 50Ω impedance matching characteristics.

Units: mm



Johanson Technology, Inc. reserves the right to make design changes without notice.
 All sales are subject to Johanson Technology, Inc. terms and conditions.

“High Frequency Ceramic Solutions”

1810 MHz Directional Coupler

P/N 1810CP14A200

Detail Specification 01/22/2003

Page 2 of 2

