

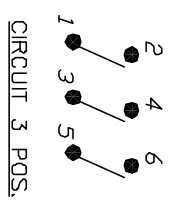
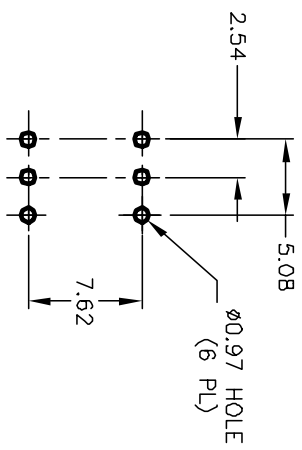
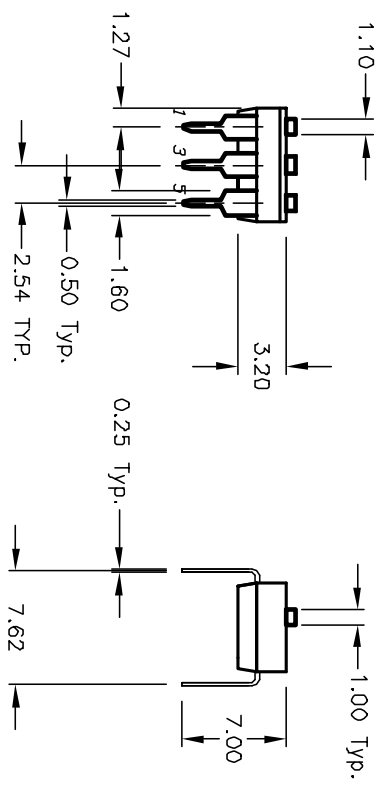
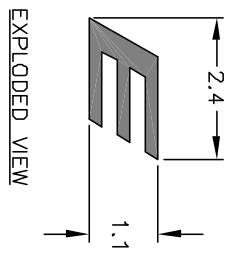
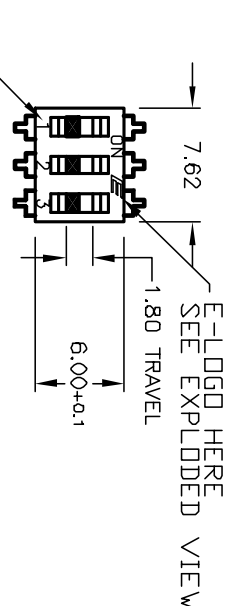
## Excellent Integrated System Limited

Stocking Distributor

Click to view price, real time Inventory, Delivery & Lifecycle Information:

[E-Switch](#)  
[KAJ03LHGT](#)

For any questions, you can email us directly:  
[sales@integrated-circuit.com](mailto:sales@integrated-circuit.com)



NOTES:

1. ALL DIMENSIONS IN MM
2. GENERAL TOLERANCE: X.X=±0.4  
X.XX=±0.25
3. TERM. NOS. FOR REFERENCE ONLY.
4. CONTACT RATINGS: 25mA @24VDC, (Switch)  
100mA @50VDC, (Carry)
5. CONTACT MATERIAL:  
CONTACTS: (MOVABLE) Copper w/Gold Plate  
TERMINALS: BRASS w/Gold Plate
6. INSULATION RESISTANCE:  
100 Mega-OHMS min. @500VDC
7. CONTACT RESISTANCE:  
50 MILLI-OHMS typical @2-4VDC @100mA
8. OPERATING TEMP.:  
-40°C to +80°C
9. PACKAGE: IN DISPENSING TUBES  
WITH ALL POLES IN THE "OFF" POSITION.

RECOMMENDED P.C.B. LAYOUT

**E-SWITCH®**

KAJ03 LH GT (GOLD)  
LOW PROFILE W/STRAIGHT PINS

REV.	ECN No.	DESCRIPTION	DATE	CHKD
A	12293	RELEASED FOR PRODUCTION	6/14/02	CJB

TITLE	SCALE	DATE	DR	DWG	REV
KAJ03 LH GT (GOLD) LOW PROFILE W/STRAIGHT PINS	2:1	6/14/02	CJB	W822123	A

THE INFORMATION CONTAINED IN THIS DOCUMENT IS PROPRIETARY TO E-SWITCH AND IS NOT TO BE COPIED OR TRANSMITTED