

Excellent Integrated System Limited

Stocking Distributor

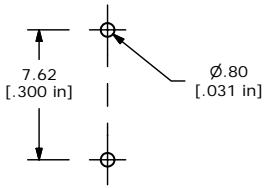
Click to view price, real time Inventory, Delivery & Lifecycle Information:

[E-Switch](#)
[KAJ01LAGT](#)

For any questions, you can email us directly:
sales@integrated-circuit.com

SHEET 1 OF 1

P.C. LAYOUT

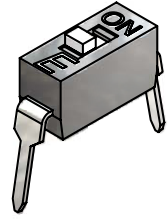
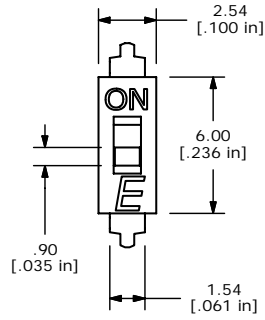


CIRCUIT - 1 POSITION

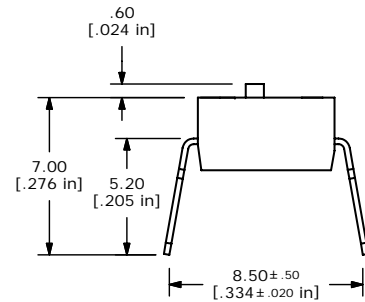
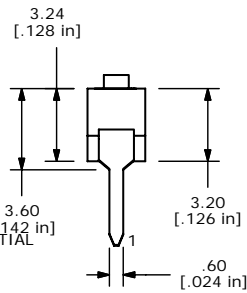


NOTES:

1. ALL DIMENSIONS IN MM [INCH]
2. GENERAL TOLERANCE: X.X=±0.4
X.XX=±0.25
3. TERM. NOS. FOR REFERENCE ONLY.
4. CONTACT RATINGS: 25mA @24VDC. (Switch)
100mA @50VDC. (Carry)
- ▲5. CONTACT MATERIAL:
CONTACTS: (MOVABLE) COPPER w/GOLD PLATE
TERMINALS: BRASS w/GOLD PLATE
6. INSULATION RESISTANCE; 100 MEGA-OHMS MIN. @500VDC
7. CONTACT RESISTANCE; 50 MILLI-OHMS MAX @2-4VDC @100mA INITIAL
8. OPERATING TEMP: -40°C TO +85°C
- ▲9. PACKAGE: IN DISPENSING TUBES
WITH ALL POLES IN THE "OFF" POSITION.
10. TRAVEL: 0.80mm
11. 2002/95/EC (ROHS) COMPLIANT.
12. ▲ DENOTES CRITICAL PARAMETER.



ISOMETRIC



C	16610	TOOK OUT W/TAPE TEXT	11/6/2006	TN
B	16438	OMIT "TOP TAPE SEAL..." NOTE	9/7/06	BO
A	16432	RELEASED FOR PRODUCTION	9/6/06	BO
REV	PCR NO	DESCRIPTION	DATE	BY

THE INFORMATION CONTAINED IN THIS DOCUMENT IS PROPRIETARY TO E-SWITCH AND IS NOT TO BE COPIED OR TRANSFERRED



TITLE KAJ01LAGT

SCALE 4:1	DATE 9/6/2006	DR BO	DWG W823121	REV C
-----------	---------------	-------	-------------	-------