

## Excellent Integrated System Limited

Stocking Distributor

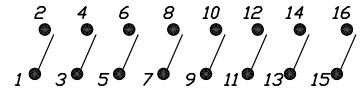
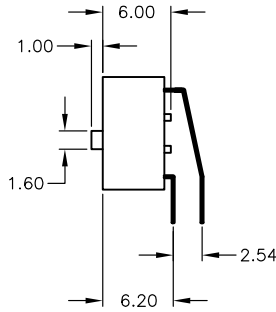
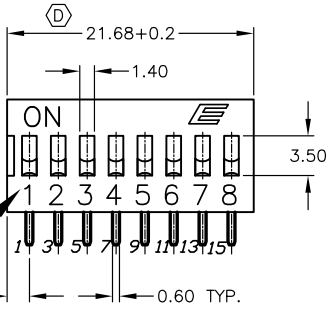
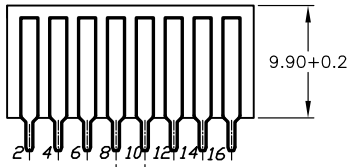
Click to view price, real time Inventory, Delivery & Lifecycle Information:

[E-Switch](#)  
[KAS2108E](#)

For any questions, you can email us directly:

[sales@integrated-circuit.com](mailto:sales@integrated-circuit.com)

SHEET OF

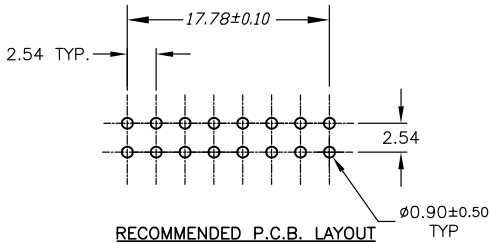


CIRCUIT (SHOWN 8 POS)

NOTES:

1. ALL DIMENSIONS IN MM
2. GENERAL TOLERANCE: X.X=±0.4  
X.XX=±0.25
3. TERM. NOS. FOR REFERENCE ONLY.
4. CONTACT RATINGS: 25mA @24VDC.
5. MATERIAL (TERMINALS/CONTACTS):  
PHOSPHOR BRONZE w/Gold Plate over Nickel Plate
6. INSULATION RESISTANCE:  
100Mega-ohms min @500VDC
7. CONTACT RESISTANCE (INITIAL):  
50mOhms @2-4VDC @100mA
8. OPERATING FORCE: 1000gf max.
9. TRAVEL: 2mm typical
- ▲ 10. PACKAGED: DISPENSING TUBES  
WITH ALL POLES IN THE "OFF" POSITION.
11. ▲ DESIGNATE MAJOR:

POS 1 DESIGNATES  
PIN #1 LOCATION



D	14149	CORRECT DIMS	7/6/04	AR
C	13541	REMOVE TABLE	10/17/03	AR
B	11799	REVISED AND REDRAWN	10/29/01	CJB
REV.	ECN No.	DESCRIPTION	DATE	CHKD

THE INFORMATION CONTAINED IN THIS DOCUMENT IS PROPRIETARY TO E-SWITCH AND IS NOT TO BE COPIED OR TRANSFERRED

<b>E-SWITCH®</b>				
TITLE KAS 2108 E				
SCALE 2:1	DATE 10/29/01	DR CJB	DWG N321080	REV D