

## **Excellent Integrated System Limited**

Stocking Distributor

Click to view price, real time Inventory, Delivery & Lifecycle Information:

[TDK Corporation](#)  
[ANT1085-4R1-01A](#)

For any questions, you can email us directly:

[sales@integrated-circuit.com](mailto:sales@integrated-circuit.com)

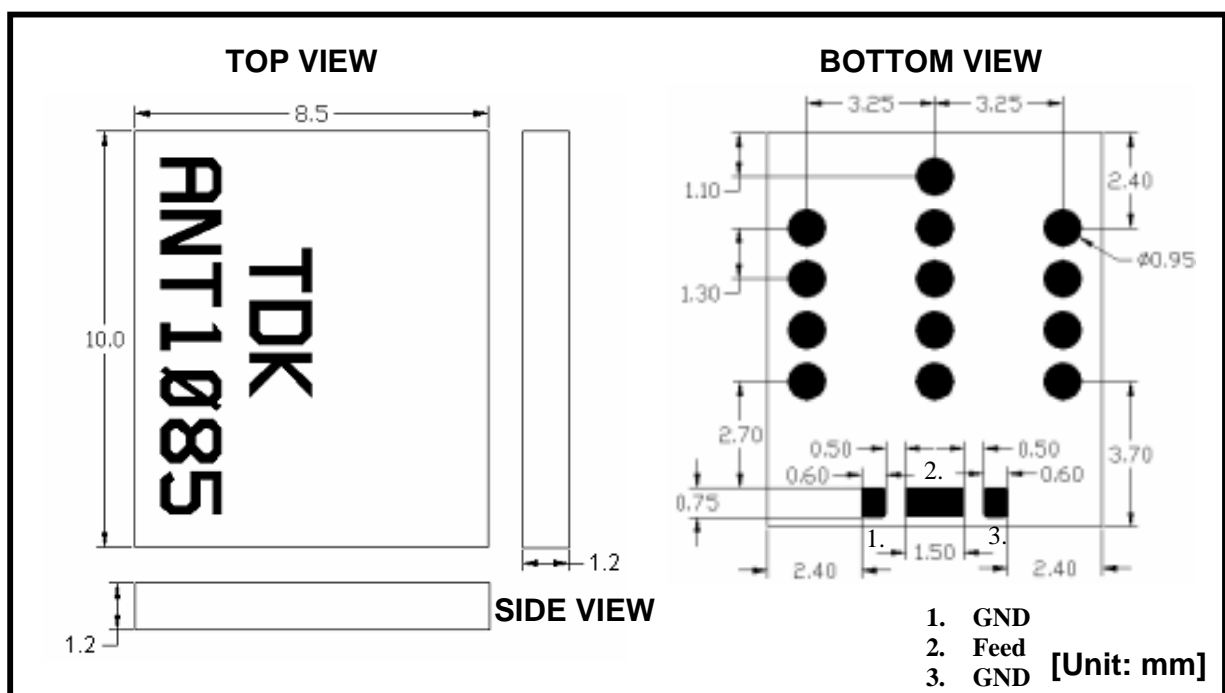
**PRELIMINARY (under development)**  
 TDK PROPRIETARY CONFIDENTIAL

May/2006 Ver.3.0  
 TDK Corporation  
 Page 1 of 4

LTCC CHIP ANTENNA FOR UWB

SAMPLE P/N: **ANT1085-4R1-01A-ES4.5**

**[MECHANICAL DIMENSIONS]**



**[ELECTRICAL CHARACTERISTICS]**

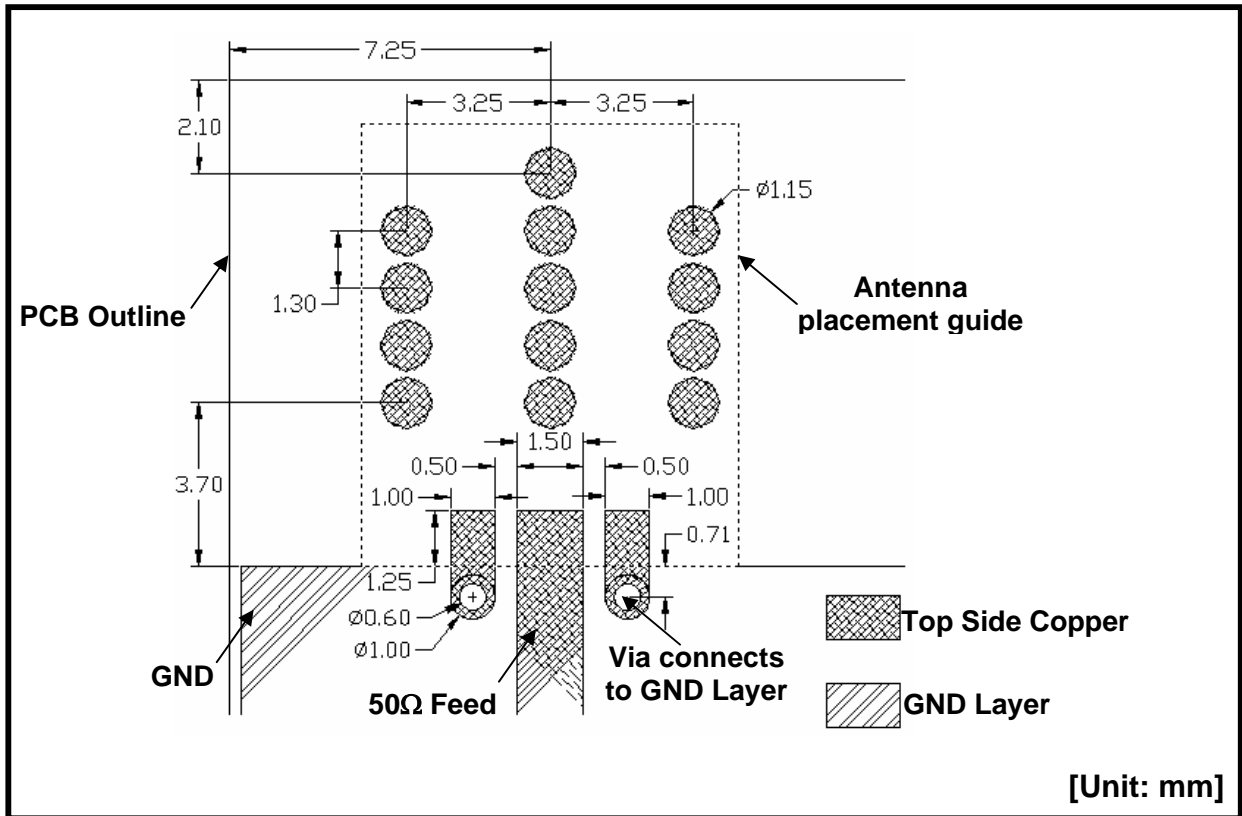
PARAMETER	VALUE	UNIT
Operation Frequency	3.1 – 5.2	GHz
Polarization	Linear (Mixed)	NONE
Antenna Gain	2.0 (typ.)	dBi
Impedance	50	ohm
VSWR	3 (Max)	NONE

Operating temperature	-30	+85	°C
Storage temperature	-40	+85	°C

**PRELIMINARY (under development)**  
 TDK PROPRIETARY CONFIDENTIAL

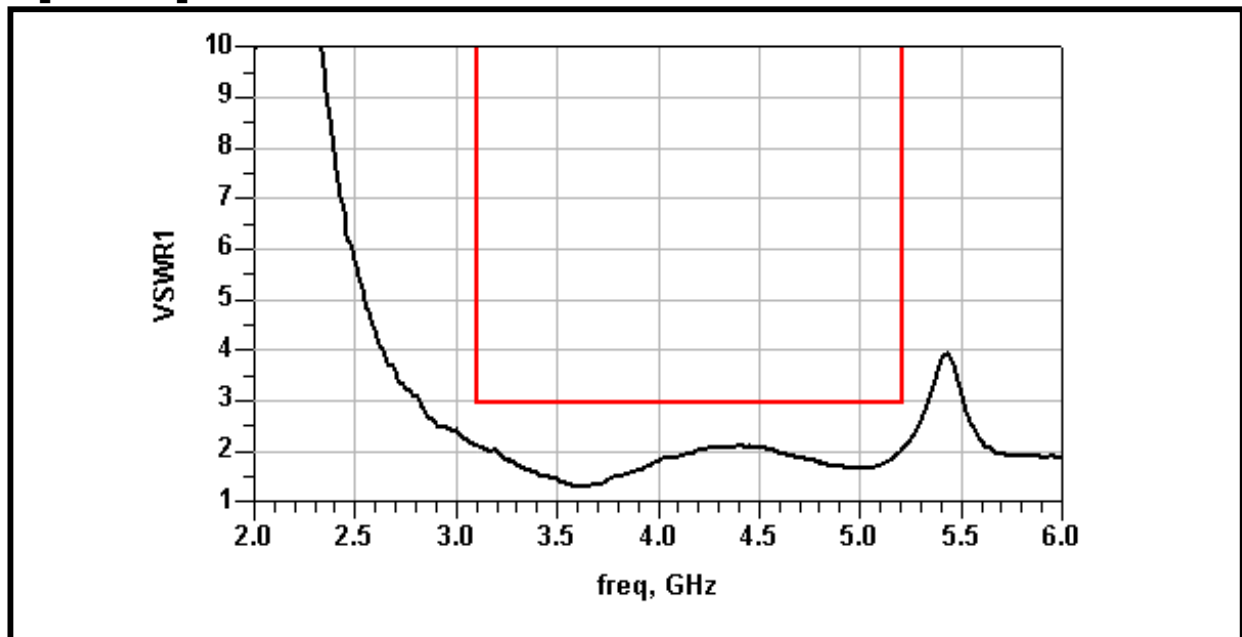
May/2006 Ver.3.0  
 TDK Corporation  
 Page 2 of 4

**[Recommended PCB Pattern]**



Note 1: No ground should be placed on any layer under the antenna.  
 Note 2: The antenna should be positioned close to the edge of the PCB.

**[VSWR]**



Note: Tested antenna has been soldered on 24X43mm<sup>2</sup> PCB.

Note: This document is PRELIMINARY. All specifications are subject to change without notice and are not guaranteed.

**PRELIMINARY (under development)**

TDK PROPRIETARY CONFIDENTIAL

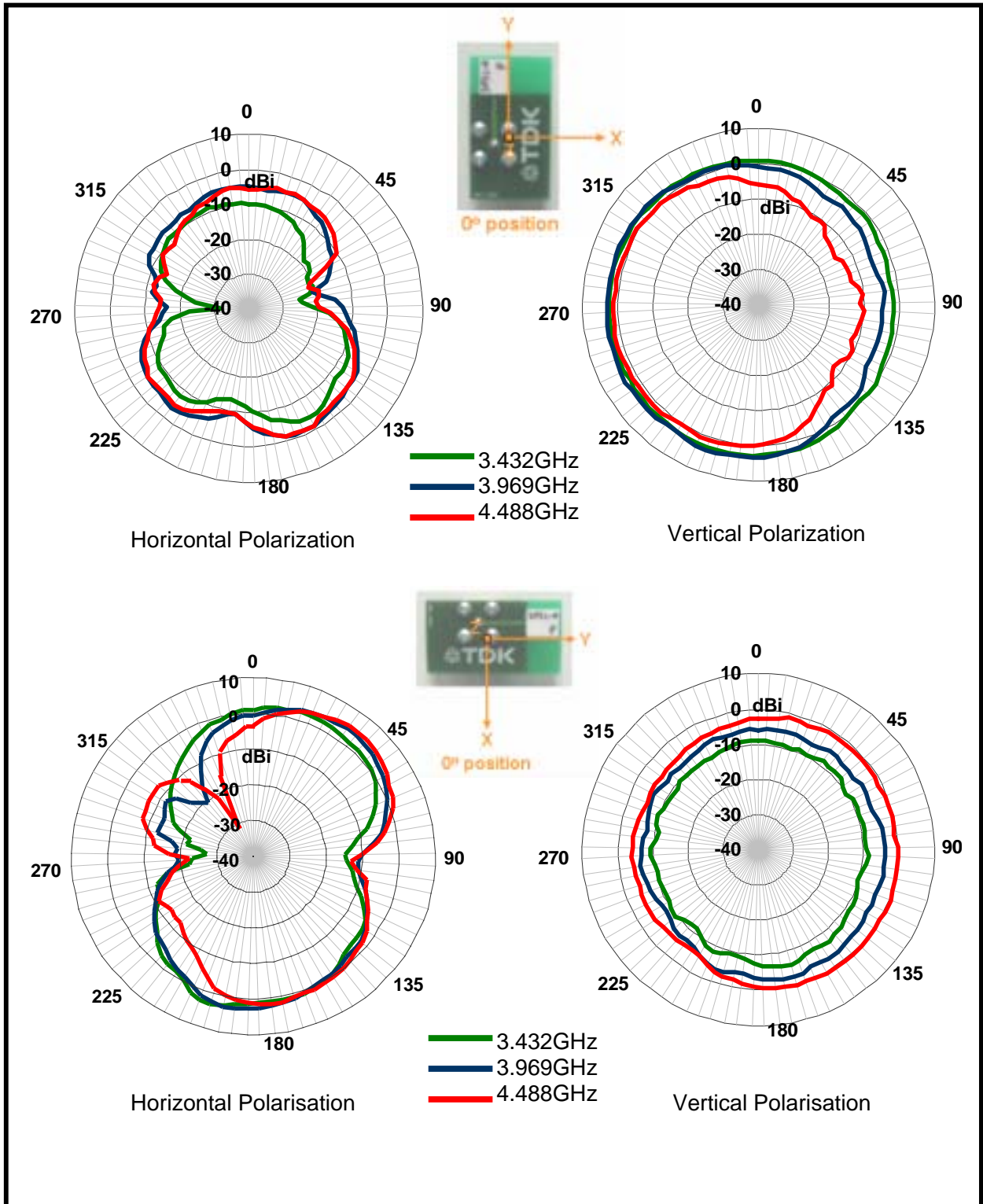
May/2006 Ver.3.0

TDK Corporation

Page 3 of 4

**[RADIATION PATTERN]**

- Item: ANT1085 – 4R1 – 01A
- Simulated results in advance of measurements



**PRELIMINARY (under development)**  
**TDK PROPRIETARY CONFIDENTIAL**

May/2006 Ver.3.0

TDK Corporation

Page 4 of 4

