

Excellent Integrated System Limited

Stocking Distributor

Click to view price, real time Inventory, Delivery & Lifecycle Information:

[3M](#)
[10168-6010EC](#)

For any questions, you can email us directly:
sales@integrated-circuit.com

3M™ Mini D Ribbon (MDR) Connectors

.050" IDC Wiremount Plug - Shielded

101 Series



- Wiper-on-wiper contact for reliable repetitive plugging
- MDR digital LCD interface as a 20 or 26 contact connector
- IEEE 1284C Interface as a 36 contact connector
- Accepts a wide variety of cable constructions including flat, round, twisted pair and twinax cables
- Accepts a wide variety of shielded junction shells
- Contacts: 14, 20, 26, 36, 40, 50, 68, 80 and 100
- RoHS Compliant. See the Regulatory Information Appendix (RIA) in the "RoHS compliance" section of www.3Mconnector.com for compliance information (RIA E1 & C1 apply)

Date Modified: July 19, 2010

TS-0423-B
 Sheet 1 of 3

Physical

Insulation Material: Glass Reinforced Polyester

Flammability: UL 94V-0

Body Color: Black

Cover Color: Black, Gray

Contact:

Material: Beryllium Copper

Underplating: 80 μ" [2.0 μm] Nickel

Wiping Area Plating: 30 μ" [0.76 μm] Min. Gold

IDC Contacts Plating: Gold flash

Shroud:

Material: Steel

Plating: Nickel

Wire Accommodation:

Black Cover: 28 AWG Stranded, 30 AWG Solid (Insulation Diameter = 0.7 mm Max.)

Gray Cover: 26 AWG Solid (Insulation Diameter = 0.7 mm to 0.9 mm)

Marking: 3M Logo and Part Number

Electrical

Current Rating: 1 A

Insulation Resistance: $>1 \times 10^8 \Omega$ at 500 V_{DC}

Withstanding Voltage: 500 V_{RMS} for 1 Minute

Environmental

Temperature Rating: -20°C to +85°C

UL File No.: E68080

3M

Electronic Solutions Division
 Interconnect Solutions
<http://www.3Mconnector.com>

3M is a trademark of 3M Company.
 For technical, sales or ordering information call
800-225-5373

3M™ Mini D Ribbon (MDR) Connectors

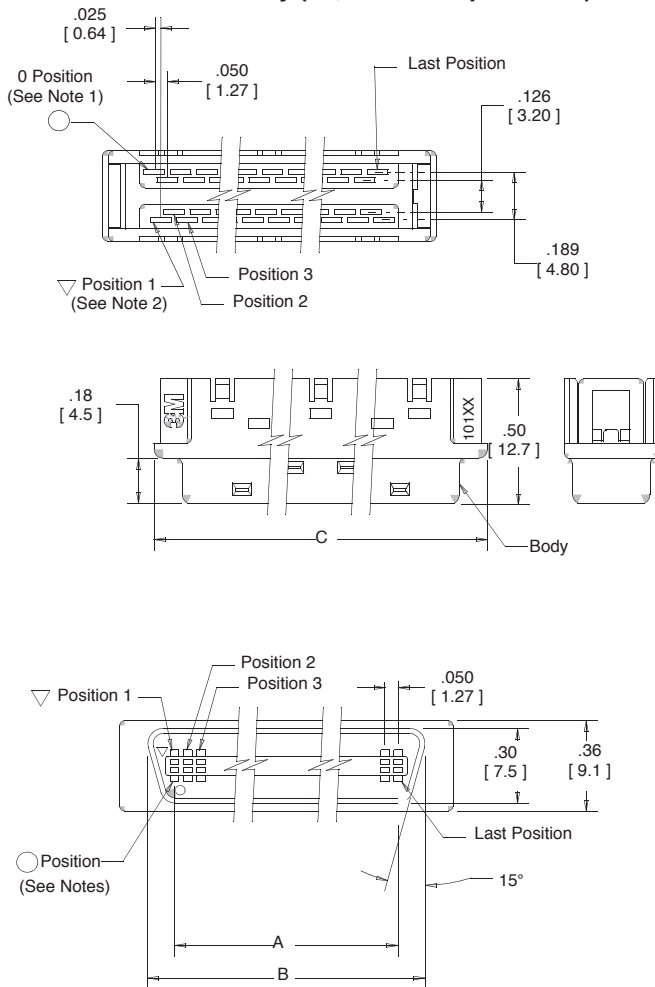
.050" IDC Wiremount Plug - Shielded

101 Series

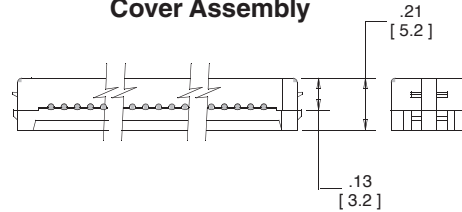
Contact Quantity	Dimensions			
	A	B	C	D
14	.300 [7.62]	.54 [13.8]	.72 [18.2]	.58 [14.7]
26	.600 [15.24]	.84 [21.4]	1.02 [25.8]	.88 [22.4]
50	1.200 [30.48]	1.44 [36.6]	1.62 [41.1]	1.48 [37.6]



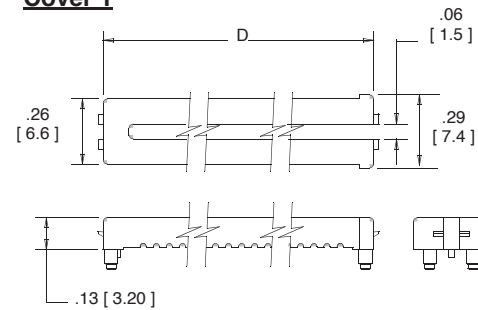
Body (14, 26 and 50 positions)



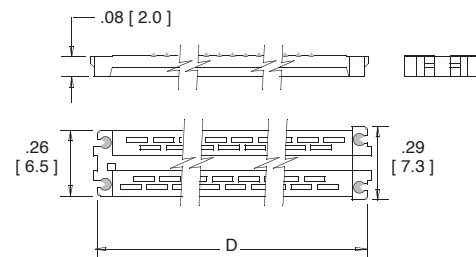
Cover Assembly



Cover 1



Cover 2



inch [mm]		
Tolerance Unless Noted		
inch	.0	.00
inch	±.1	±.01 ±.005

[] Dimensions for Reference Only

Notes:

1. Circle (O) position indicates #1 position in cable, when utilizing 0.025" pitch flat cable.
2. Triangle (Δ) position indicates #2 position in cable, when utilizing 0.025" pitch flat cable.

Ordering Information

(See page 3 for other sizes and assembly tools.)

101XX - 60X0EC

Contact Quantity:
(see Table)
Note: 100 pos = A0

Wire Accommodation:

- 0 = Black Cover: 28 AWG Stranded, 30 AWG Solid
- 1 = Gray Cover: 26 AWG Solid (Available in 68 Contact Only)

Wiping Interface Plating:

C = 30 μm [0.76 mm] Min. Gold over Ni

IDC Plating:

E = Gold Flash over Ni
(App E1 & C1 apply)

TS-0423-B
Sheet 2 of 3



3M™ Mini D Ribbon (MDR) Connectors

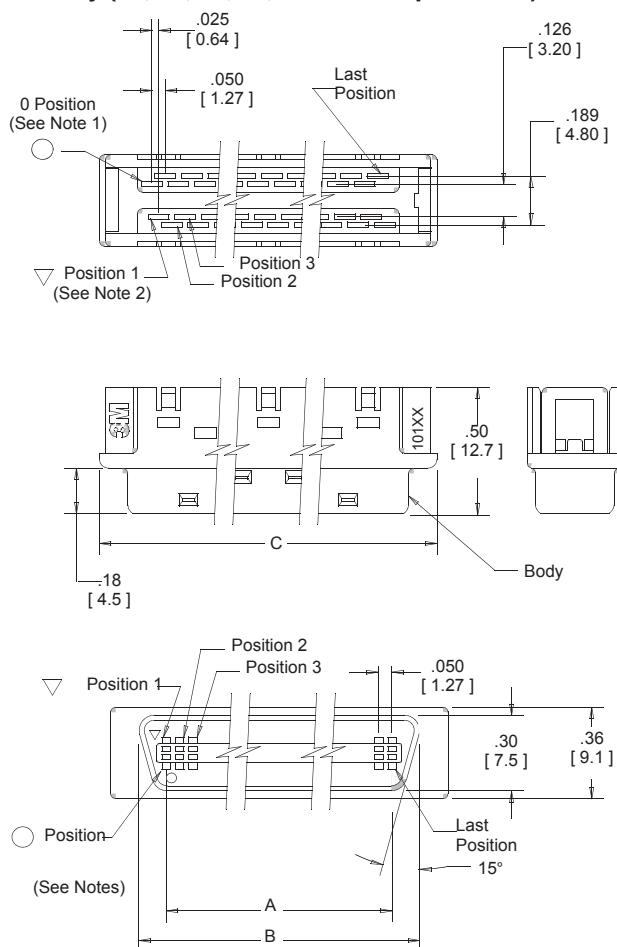
.050" IDC Wiremount Plug - Shielded

101 Series

Contact Quantity	Dimensions			
	A	B	C	D
20	.450 [11.43]	.69 [17.6]	.87 [22.0]	.73 [18.6]
36	.850 [21.59]	1.09 [27.8]	1.27 [32.2]	1.13 [28.7]
40	.950 [24.13]	1.19 [30.3]	1.37 [34.7]	1.23 [31.3]
68	1.650 [41.91]	1.89 [48.1]	2.07 [52.5]	1.93 [49.0]
80	1.950 [49.53]	2.16 [54.8]	2.37 [60.1]	2.23 [56.7]
100	2.450 [62.23]	2.66 [67.5]	2.87 [72.8]	2.73 [69.4]

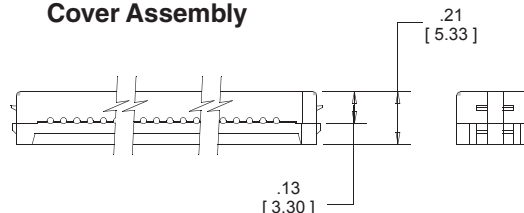


Body (20, 36, 40, 68, 80 and 100 positions)

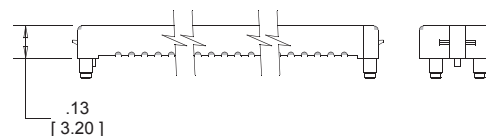
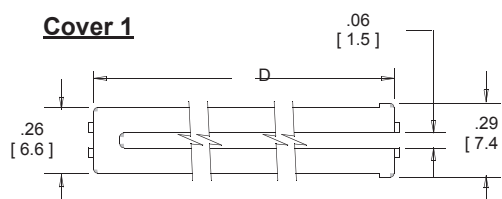


- Notes:
 1. Circle (O) position indicates #1 position in cable, when utilizing 0.025" pitch flat cable.
 2. Triangle (Δ) position indicates #2 position in cable, when utilizing 0.025" pitch flat cable.

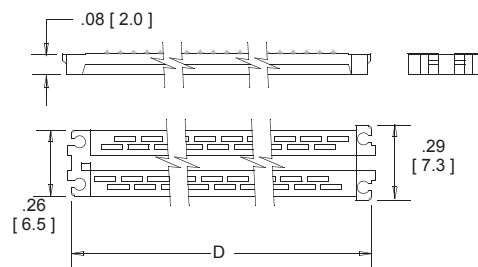
Cover Assembly



Cover 1



Cover 2



inch [mm]			
Tolerance Unless Noted			
	.0	.00	0.00
inch	±.1	±.01	±.005

[] Dimensions for Reference Only

Ordering Information

Assembly tools: 3M™ Hand Press Kit 3829 (68 position & below). All Sizes: 3M™ Assembly Press 10960-2000; 3M™ Lacing Fixture 10962-2000, 3M™ Cutting Unit 10961 & 3M™ Wire Clamp 10964-1 (14-50 pos.) or 3M™ Wire Clamp 10964-2 (68-100 pos.).

101XX - 60X0EC

Contact Quantity: _____
 (see Table)
 Note: 100 pos = A0

Wire Accommodation: _____
 0 = Black Cover: 28 AWG Stranded, 30 AWG Solid
 1 = Gray Cover: 26 AWG Solid (Available in 68 Contact Only)

Wiping Interface Plating:
 C = 30 μm [0.76 mm] Min. Gold over Ni

IDC Plating:
 E = Gold Flash over Ni (App E1 & C1 apply)

TS-0423-B
 Sheet 3 of 3

Important Notice

All statements, technical information, and recommendations related to 3M's products are based on information believed to be reliable, but the accuracy or completeness is not guaranteed. Before using this product, you must evaluate it and determine if it is suitable for your intended application. You assume all risks and liability associated with such use. Any statements related to the product which are not contained in 3M's current publications, or any contrary statements contained on your purchase order shall have no force or effect unless expressly agreed upon, in writing, by an authorized officer of 3M.

Warranty; Limited Remedy; Limited Liability.

This product will be free from defects in material and manufacture for a period of one (1) year from the time of purchase. **3M MAKES NO OTHER WARRANTIES INCLUDING, BUT NOT LIMITED TO, ANY IMPLIED WARRANTY OF MERCHANTABILITY OR FITNESS FOR A PARTICULAR PURPOSE.** If this product is defective within the warranty period stated above, your exclusive remedy shall be, at 3M's option, to replace or repair the 3M product or refund the purchase price of the 3M product. **Except where prohibited by law, 3M will not be liable for any indirect, special, incidental or consequential loss or damage arising from this 3M product, regardless of the legal theory asserted.**



3M Electronics Solutions Division

6801 River Place Blvd.
Austin, TX 78726-9000
U.S.A.
1-800-225-5373
www.3Mconnector.com

Please recycle. Printed in USA.
© 3M 2010. All rights reserved.
RIA-2217B-E

3M is a trademark of 3M Company.