

Excellent Integrated System Limited

Stocking Distributor

Click to view price, real time Inventory, Delivery & Lifecycle Information:

[Knowles](#)

[EP-24075-000](#)

For any questions, you can email us directly:

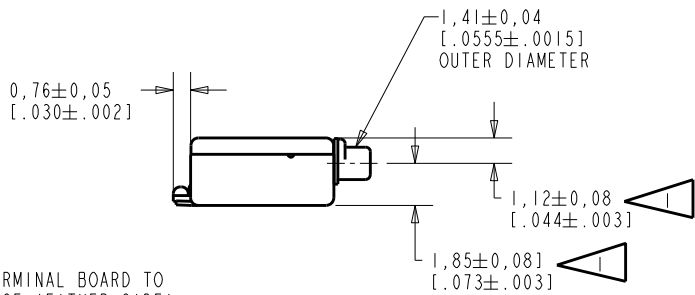
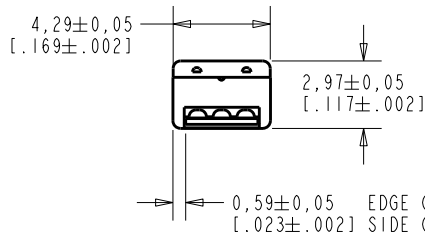
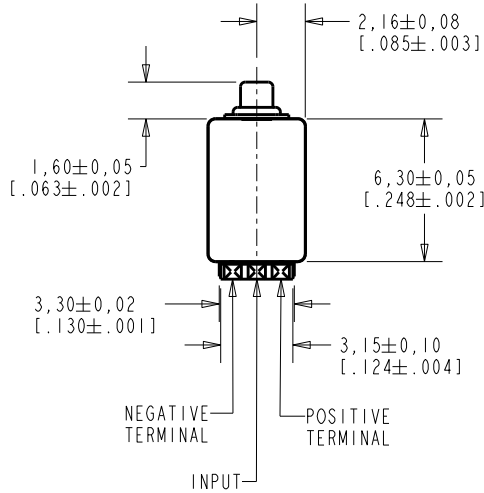
sales@integrated-circuit.com

EP-24075-000

SHT 1.1

NOTES:

① LOCATED FROM TWO SURFACES FOR CUSTOMER CONVENIENCE. ONLY APPLICABLE FROM ONE SURFACE, NOT TO BE USED TOGETHER.



NOMINAL WEIGHT
.31 GRAMS

DIMENSIONS IN MILLIMETERS [INCHES]

Revision	C.O. #	Implementation Date	RELEASE LEVEL	REVISION
B	C10111228	5-28-10	Active	B
A	C10103328	11-14-05		

KNOWLES ELECTRONICS
ITASCA, ILLINOIS U.S.A.

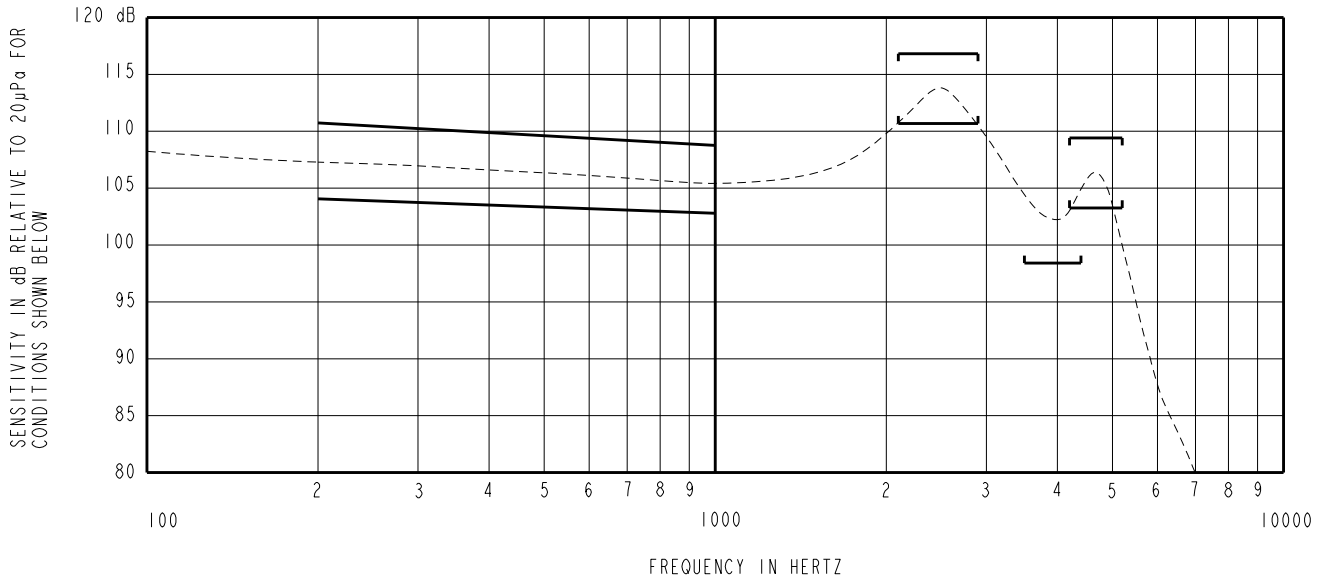
SCALE:	4:1		DR. BY	DATE
DO NOT SCALE DRAWING			MMM	11-14-05
TITLE:			CK. BY	DATE
RECEIVER		EP-24075-000	GJP	11-16-05
OUTLINE DRAWING		SHT 1.1	APP. BY	DATE
			GJP	11-16-05

KE1111SIZE.FRM

Rev: B

NO DAMPING

EP-24075-000
SHEET 2.1



NOTES:

- MEASUREMENTS MADE USING 10mm (.394") OF 1mm (.039") ID TUBE CONNECTED TO A 2 cm³, SIMULATED ANSI S3.7 TYPE HA-3 COUPLER (IEC 60318-5).
- ELECTRICAL SIGNAL (SEE #5 BELOW).

3. SENSITIVITY

FREQUENCY	MIN.	MAX.
200	104.5	110.5
1000	103.0	109.0
2100-2900	111.0	117.0
3500-4400	98.5	---
4200-5200	103.5	109.5

- RESPONSE AND DISTORTION MEASUREMENTS MADE USING THE ELECTRICAL TEST CONDITIONS SHOWN BELOW.
- INDIVIDUAL SPECIFICATIONS.

PORT LOCATION	MAX. DC SUPPLY CURRENT mA		DISTORTION		ELECTRICAL TEST CONDITIONS	
	VDC= 1.3±.02	VDC= 1.5±.02	MAX. %	FREQ Hz	CONSTANT AC mV RMS	VDC
12C	0.75	1.50	5	800	32±1	1.3

6. TEST CONDITIONS.

