

## Excellent Integrated System Limited

Stocking Distributor

Click to view price, real time Inventory, Delivery & Lifecycle Information:

[Comchip Technology](#)  
[CDBUR0320](#)

For any questions, you can email us directly:

[sales@integrated-circuit.com](mailto:sales@integrated-circuit.com)

## SMD Schottky Barrier Diode



# CDBUR0320/0330/0340 (RoHs Device)

$I_O = 350 \text{ mA}$

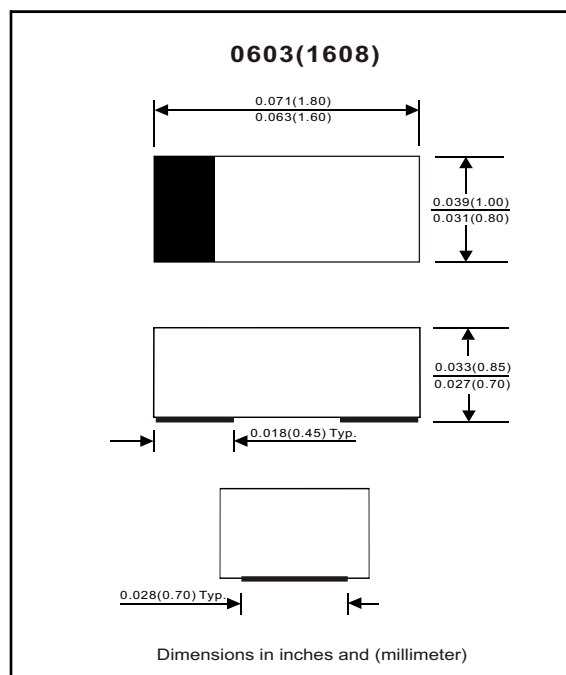

$V_R = 20 \text{ to } 40 \text{ Volts}$

### Features

- Low forward voltage.
- Designed for mounting on small surface.
- Extremely thin / leadless package.
- Majority carrier conduction.

### Mechanical data

- Case: 0603(1608) standard package, molded plastic.
- Terminals: Gold plated, solderable per MIL-STD-750, method 2026.
- Polarity: Indicated by cathode band.
- Mounting position: Any
- Weight: 0.003 gram(approx.).



### Maximum Rating (at $T_A=25^\circ\text{C}$ unless otherwise noted)

Parameter	Symbol	CDBUR0320	CDBUR0330	CDBUR0340	Unit
Repetitive Peak reverse voltage Reverse voltage	$V_{RRM}$ $V_R$	20	30	40	V
RMS reverse voltage	$V_{R(RMS)}$	14	21	28	V
Average forward rectified current	$I_O$	350			mA
Forward current, surge peak 8.3 ms single half sine-wave	$I_{FSM}$	1.5			A
Power dissipation	$P_D$	150			mW
Thermal resistance junction to ambient air	$R_{\theta JA}$	667			$^\circ\text{C}/\text{W}$
Storage temperature	$T_{STG}$	-65 TO +125			$^\circ\text{C}$
Junction temperature	$T_j$	+125			$^\circ\text{C}$

### Electrical Characteristics (at $T_A=25^\circ\text{C}$ unless otherwise noted)

Parameter	Conditions	Symbol	Min	Typ	Max	Unit
Reverse current CDBUR0320 CDBUR0330 CDBUR0340	$V_R = 10\text{V}$ $V_R = 20\text{V}$ $V_R = 30\text{V}$	$I_R$			5 5 5	$\mu\text{A}$
Forward voltage	$I_F = 20\text{mA}$ $I_F = 200\text{mA}$	$V_F$			0.37 0.60	V
Capacitance between terminals	$f = 1 \text{ MHz}$ , and 0 VDC reverse voltage	$C_T$		50		pF
Reverse recovery time	$I_F=I_R=10\text{mA}$ , $I_{rr}=0.1 \times I_R$ , $R_L=100 \text{ ohm}$	$T_{rr}$		6.4		nS

# SMD Schottky Barrier Diode



## RATING AND CHARACTERISTIC CURVES (CDBUR0320/0330/0340)

Fig. 1 - Forward characteristics

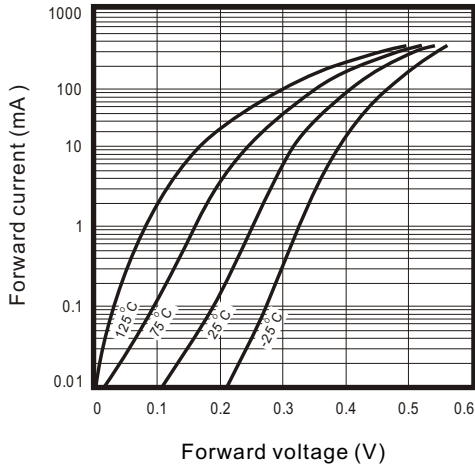


Fig. 2 - Reverse characteristics

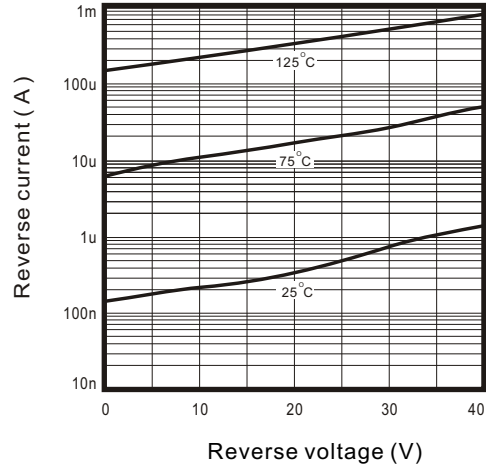


Fig.3 - Capacitance between terminals characteristics

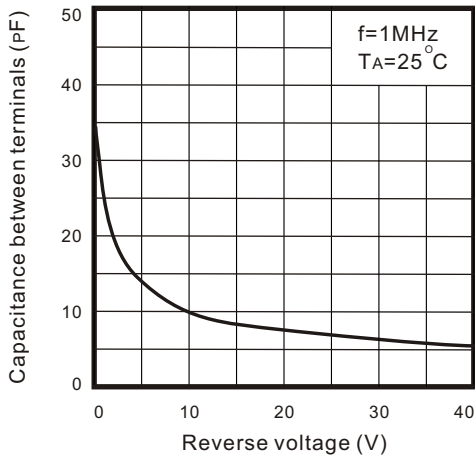


Fig.4 - Current derating curve

