

## Excellent Integrated System Limited

Stocking Distributor

Click to view price, real time Inventory, Delivery & Lifecycle Information:

[ECS Inc. International](#)

[ECS-75SMF45A7.5B](#)

For any questions, you can email us directly:

[sales@integrated-circuit.com](mailto:sales@integrated-circuit.com)



- ▶ 5 x 7 Footprint
- ▶ 4 Pole Filter
- ▶ Tape & Reel Packaging



# ECS-75SMF

## SMD CRYSTAL FILTER

The ECS-75SMF Miniature SMD Monolithic Crystal Filter offers a narrow bandwidth and a 4 pole response in a 5 x 7 package.

### OPERATING CONDITIONS / ELECTRICAL CHARACTERISTICS

PART NUMBER *	CENTER FREQUENCY Fo		PASSBAND MIN.		STOPBAND MAX.		ATTENUATION GUARANTEED MIN.		RIPPLE MAX.	LOSS MAX.	TERMINATING IMPEDANCE	OPERATING TEMPERATURE	NO. OF POLES
	MHz	dB	KHz	dB	KHz	dB	KHz	dB	dB	Ω//pF	°C		
ECS-75SMF45A7.5B	45.000	3	± 3.75	30	± 12.5	80	-910	1.0	4.0	350//6.5	-30 ~ +80	4	
ECS-75SMF45A20B	45.000	3	± 10.0	25	± 25.0	80	-910	1.0	3.0	500//2.5	-30 ~ +80	4	
ECS-75SMF45A30B	45.000	3	± 15.0	30	± 50.0	80	-910	1.0	3.0	1000//1.0	-30 ~ +80	4	
ECS-75SMF70.05A20B	70.050 *	3	± 10.0	20	± 25.0	70	-910	1.0	4.0	2500//1.0	-30 ~ +80	4	

### PACKAGE DIMENSIONS (mm)

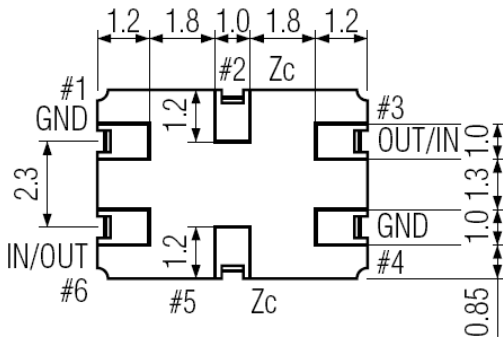
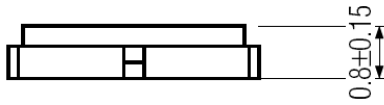
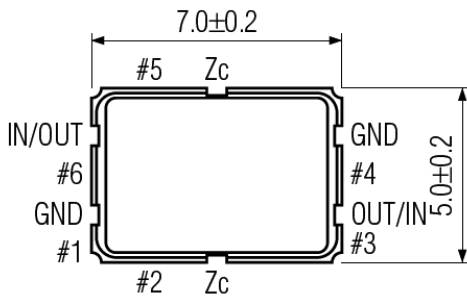


Figure 1) Top, Side and Bottom Views

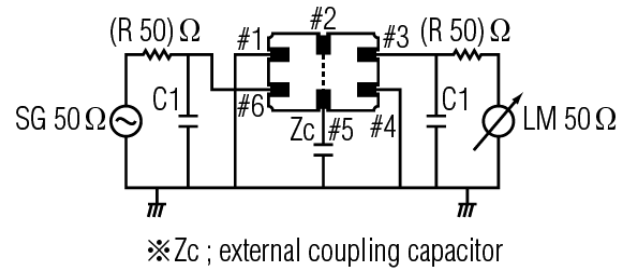


Figure 2) Test Circuit

PIN CONNECTIONS	
#1	Ground
#2	Zc
#3	Out/In
#4	Ground
#5	Zc
#6	In/Out

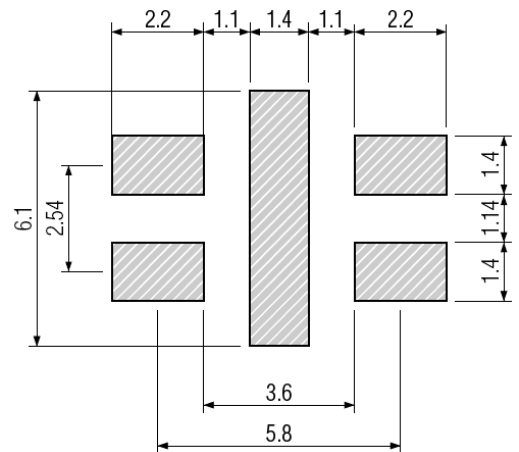


Figure 3) Land Pattern

Note: \* Indicates 3rd Overtone