Excellent Integrated System Limited

Stocking Distributor

Click to view price, real time Inventory, Delivery & Lifecycle Information:

Molex Connector Corporation
0009508043

For any questions, you can email us directly:
sales@integrated-circuit.com

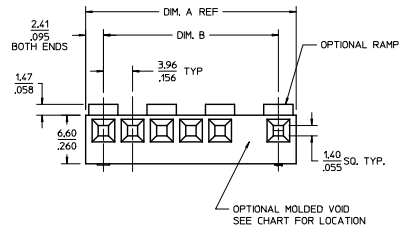

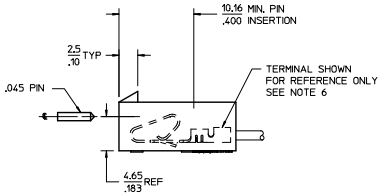

NOTES:
1. MATERIAL: N - GLASS FILLED POLYESTER, UL94V-0, MOLDED NATURAL
2. FINISH: SEE TERMINAL DRAWINGS
3. PRODUCT SPECIFICATION: PS-08-50, PS-40-02, AND PS-45570-001
4. PACKAGING INFORMATION: SEE LEGEND
5. MATES WITH (3.96)/1.56 CENTER HEADERS AND (1.14)/.045 SQUARE OR ROUND PINS
6. HOUSING ACCEPTS STANDARD TERMINAL NOS.:
   2478 (18-24 AWG) WITH (2.79)/.110 MAX. INSULATION DIA.
   2578 (22-26 AWG) WITH (1.65)/.065 MAX. INSULATION DIA.
   OR TRIFURCON TERMINAL NOS.:
   6838 (18-24 AWG) WITH (2.79)/.110 MAX. INSULATION DIA.
   7258 (22-26 AWG) WITH (1.65)/.065 MAX. INSULATION DIA.
   OR MARKK TERMINAL NO.:
   45570 (18-20 AWG) WITH (3.12)/.123 MAX. INSULATION DIA.
7. BOW (.006 MM/MM) / .006 IN/IN.
8. (0.13)/.005 MAX. FLASH ALLOWED ALONG DIMENSION B AND IN LOCKING WINDOW.
9. THIS PART CONFORMS TO CLASS B REQUIREMENTS OF COSMETIC SPECIFICATION PS-45499-002.
10. ALL 7-14 CIRCUIT PARTS AND 2-6 CIRCUIT PARTS MANUFACTURED BEFORE 9/21/2013 HAVE GEOMETRY ON THIS SHEET. SEE SHEET 2 FOR 2-6 CIRCUIT PARTS MANUFACTURED AFTER 9/21/2013.

NO. OF CKTS	DIM. A	DIM. B
2	(8.79) .346	(3.96±.05) .156±.002
3	(12.75) .502	(7.92±.08) .312±.003
4	(16.71) .658	(11.89±.08) .468±.003
5	(20.67) .814	(15.85±.08) .624±.003
6	(24.64) .970	(19.81±.10) .780±.004
7	(28.60) 1.126	(23.77±.10) .936±.004
8	(32.56) 1.282	(27.74±.10) 1.092±.004
9	(36.53) 1.438	(31.70±.10) 1.248±.004
10	(40.49) 1.594	(35.66±.15) 1.404±.006
11	(44.45) 1.750	(39.62±.15) 1.560±.006
12	(48.41) 1.906	(43.59±.15) 1.716±.006
13	(52.37) 2.062	(47.55±.15) 1.872±.006
14	(56.34) 2.218	(51.51±.18) 2.028±.007

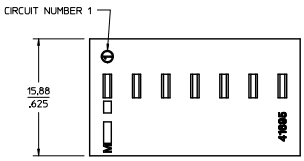

41695 - ✱ - ✱ N - ##

MATERIAL CODE
N = MOLDED NATURAL

OPTION CODE

CODE	RAMP	POLARIZING RIBS	PACKAGING
A	NO	NO	BULK PER PK-41695-001
B	YES	NO	BULK PER PK-41695-001
D	YES	YES	BULK PER PK-41695-001

VOID CODE
BLANK=NO VOIDS
NO.=NO. CORRESPONDS TO CKT. NO. VOIDED
MULT. VOIDS=START WITH 51

NO. OF CKTS.

OPTION CODE D

RAMP WITH POLARIZING RIBS

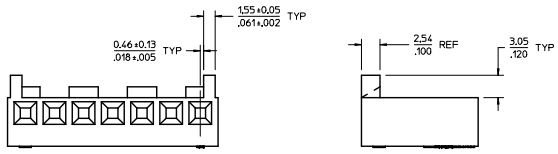

WHEN MATING WITH BREAKAWAY HEADERS THE FRICTION LOCK WALL MUST BE REMOVED

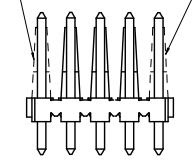

CORRECT ENGRAVING
EC NO: UCP2015-0430 2014/07/30
DRWN: JDFOX 2014/07/30
CHKD: MKIPPER 2014/07/31
APPR: FSMITH
DESCRIPTION
REV K2

QUALITY SYMBOLS
▽=0
▽=0
▽=0

GENERAL TOLERANCES (UNLESS SPECIFIED)

	mm	INCH
4 PLACES	± ---	± ---
3 PLACES	± ---	± ---
2 PLACES	± 0.13	± ---
1 PLACE	± 0.25	± ---
0 PLACE	± ---	± ---

ANGULAR ±1/2°
DRAFT WHERE APPLICABLE MUST REMAIN WITHIN DIMENSIONS

DIMENSION STYLE: MM ONLY
SCALE: 4:1
DESIGN UNITS: METRIC
THIRD ANGLE PROJECTION

		DATE
DRAWN BY	MKIPPER	2012/10/25
CHECKED BY	BANDERSON	2012/10/26
APPROVED BY	FSMITH	2013/10/04

MATERIAL NO. SEE CHART
SIZE D

TITLE: KK (3.96)/.156 CRIMP TERMINAL HOUSING

molex

DOCUMENT NO. SD-41695
SHEET NO. 1 OF 2

THIS DRAWING CONTAINS INFORMATION THAT IS PROPRIETARY TO MOLEX INCORPORATED AND SHOULD NOT BE USED WITHOUT WRITTEN PERMISSION

Rb_frame_D_P_AM_T
Rev. G 2012/01/11

OPTION CODE A

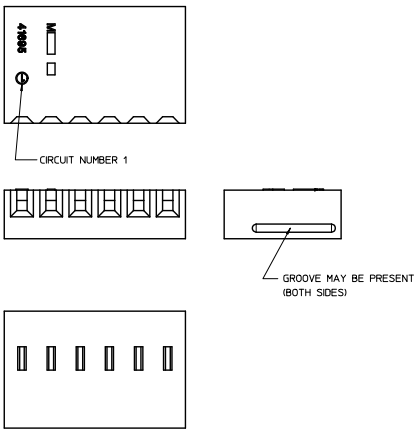

OPTION CODE B

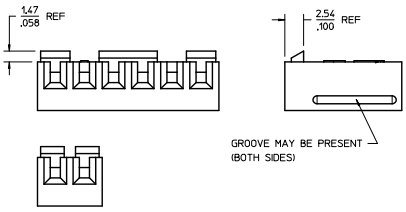

OPTION CODE D

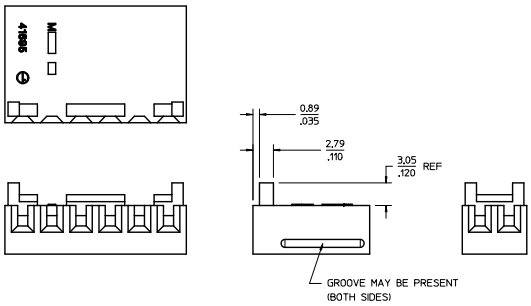

NOTES:
1. 2-6 CIRCUIT PARTS MANUFACTURED AFTER 9/21/2013 HAVE GEOMETRY ON THIS SHEET. SEE SHEET 1 FOR 7-14 CIRCUIT PARTS AND 2-6 CIRCUIT PARTS MANUFACTURED PRIOR TO 9/21/2013.

41695-N-AN-•

PART NO.	ENG. NO.	VOIDS
	NOT AVAILABLE	
09-50-8020	41695-N-A2	
09-50-8030	41695-N-A3	
09-50-8040	41695-N-A4	
09-50-8050	41695-N-A5	
09-50-8060	41695-N-A6	
09-50-8070	41695-N-A7	
09-50-8080	41695-N-A8	
09-50-8090	41695-N-A9	
09-50-8100	41695-N-A10	
09-50-8110	41695-N-A11	
09-50-8120	41695-N-A12	
09-50-9085	41695-N-A8-2	2
41695-0001	41695-N-A6-3	3
41695-0002	41695-N-A5-4	4

41695-N-BN-•

PART NO.	ENG. NO.	VOIDS
	NOT AVAILABLE	
09-50-8021	41695-N-B2	
09-50-8031	41695-N-B3	
09-50-8041	41695-N-B4	
09-50-8051	41695-N-B5	
09-50-8061	41695-N-B6	
09-50-8071	41695-N-B7	
09-50-8081	41695-N-B8	
09-50-8091	41695-N-B9	
09-50-8101	41695-N-B10	
09-50-8111	41695-N-B11	
09-50-8121	41695-N-B12	
09-50-8131	41695-N-B13	
09-50-8141	41695-N-B14	
09-50-9030	41695-N-B3-2	2
	41695-N-B4-2	2
	41695-N-B5-2	2
	41695-N-B9-2	2
	41695-N-B11-2	2
09-50-9121	41695-N-B12-2	2
	41695-N-B14-2	2
09-50-9060	41695-N-B6-5	5
09-50-9070	41695-N-B7-6	6
09-50-9071	41695-N-B7-2	2
09-50-9040	41695-N-B4-3	3
09-50-9090	41695-N-B9-7	7
	41695-N-B14-13	13
09-50-9136	41695-N-B13-5	5
09-50-9137	41695-N-B13-8	8
09-50-9050	41695-N-B5-51	2,4
09-50-9061	41695-N-B6-3	3
09-50-9080	41695-N-B8-2	2
41695-0005	41695-N-B7-3	3
41695-0006	41695-N-B14-51	5,9

41695-N-DN-•

PART NO.	ENG. NO.	VOIDS
	NOT AVAILABLE	
09-50-8023	41695-N-D2	
09-50-8033	41695-N-D3	
09-50-8043	41695-N-D4	
09-50-8053	41695-N-D5	
09-50-8063	41695-N-D6	
09-50-8073	41695-N-D7	
09-50-8083	41695-N-D8	
09-50-8093	41695-N-D9	
09-50-8103	41695-N-D10	
09-50-8113	41695-N-D11	
09-50-8123	41695-N-D12	
09-50-8133	41695-N-D13	
09-50-8143	41695-N-D14	
09-50-9053	41695-N-D5-2	2
09-50-9094	41695-N-D9-3	3
09-50-9033	41695-N-D3-2	2
09-50-9043	41695-N-D4-2	2
09-50-9063	41695-N-D6-2	2
09-50-9073	41695-N-D7-2	2
09-50-9044	41695-N-D4-3	3
41695-0003	41695-N-D07-5	5

SEE SHEET 1
EC No: UCP2015-0430 2014/07/30
DRWN: DFOX 2014/07/30
CHKD: MKIPPER 2014/07/31
APPR: FSMITH
DESCRIPTION
REV: K2

QUALITY SYMBOLS: =0 / =0 / =0

GENERAL TOLERANCES (UNLESS SPECIFIED)

	mm	INCH
4 PLACES	± ---	± ---
3 PLACES	± ---	± ---
2 PLACES	± 0.13	± ---
1 PLACE	± 0.25	± ---
0 PLACE	± ---	± ---
ANGULAR	± 1/2°	

DRAFT WHERE APPLICABLE MUST REMAIN WITHIN DIMENSIONS

DIMENSION STYLE: MM ONLY
DRAWN BY: MKIPPER DATE: 2012/10/25
CHECKED BY: BANDERSON DATE: 2012/10/26
APPROVED BY: FSMITH DATE: 2013/10/04
MATERIAL NO.: SEE CHART
SIZE: D

SCALE: 4:1
DESIGN UNITS: METRIC
THIRD ANGLE PROJECTION

TITLE: KK (3.96)/.156 CRIMP TERMINAL HOUSING

molex

DOCUMENT NO.: SD-41695
SHEET NO.: 2 OF 2

THIS DRAWING CONTAINS INFORMATION THAT IS PROPRIETARY TO MOLEX INCORPORATED AND SHOULD NOT BE USED WITHOUT WRITTEN PERMISSION

tb_frame_D_P_AM_T
Rev. G 2012/09/11