

## Excellent Integrated System Limited

Stocking Distributor

Click to view price, real time Inventory, Delivery & Lifecycle Information:

[Schurter](#)  
[DFK-48-0008](#)

For any questions, you can email us directly:

[sales@integrated-circuit.com](mailto:sales@integrated-circuit.com)

**Suppression Chokes**

[www.schurter.com/PG81\\_82](http://www.schurter.com/PG81_82)

**DFK**

Magnetically Compensated Choke, 1- and 3-phase



**Description**

- Current compensated choke
- 1- or 3-phase choke
- THT terminals or wire leads
- Flange for mounting onto printed circuit board
- Fully potted resign

**Standards**

- EN 60938
- UL 1283
- CSA 22.2 no 8

**Applications**

- Attenuation of common mode interferences
- May also be used in direct current applications where magnetic compensation is required
- Designed for 230/400 VAC applications

**Weblinks**

[pdf-datasheet](#), [html-datasheet](#), [General Product Information](#), [Approvals](#), [CE declaration of conformity](#), [RoHS](#), [CHINA-RoHS](#), [REACH](#), [Distributor-Stock-Check](#), [Detailed request for product](#)

**Technical Data**

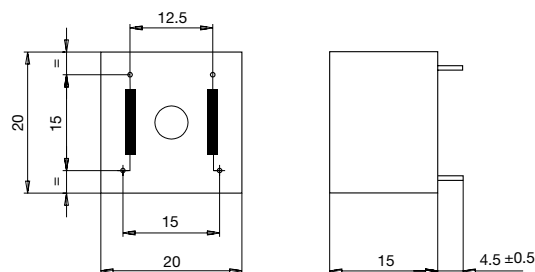
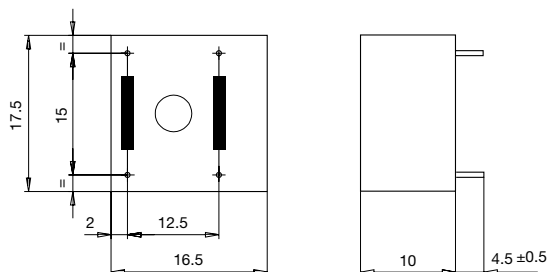
Rated voltage	up to 440 VAC
Rated Current	0.5 - 15 A @ Ta 40 °C
Rated inductance	1 - 20 mH, Tol. -30% +50%
Power Operating Frequency	50 - 400 Hz
Terminal Type	THT, Flexible wire
Weight	6 - 163 g
Material: Housing	UL 94V-0
Sealing Compound	UL 94V-0

Test Voltage	1.8 kV, 50 Hz, 1 min, winding to winding
Isolation Voltage	2 kV eff., winding to ambient
Climatic Category	25/100/21 acc. to IEC 60068-1
Allowable Operation Temp.	-25 °C to 100 °C

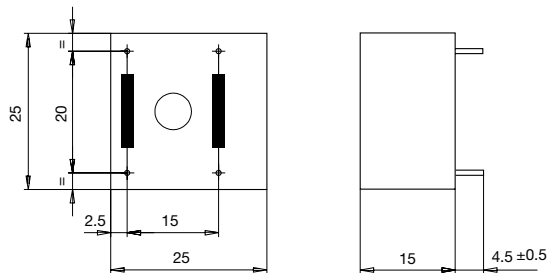
**Dimension**

Case 03

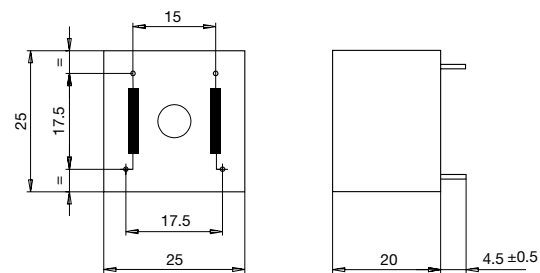
Case 07



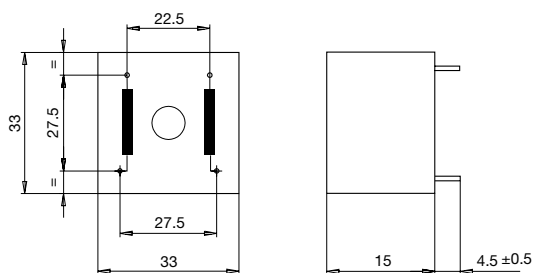
Case 11



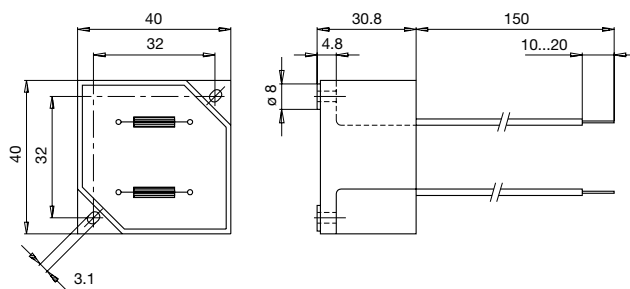
Case 12



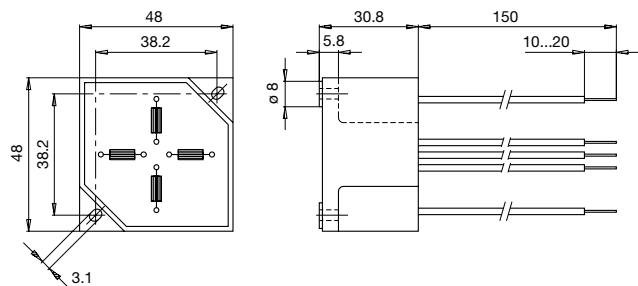
Case 20



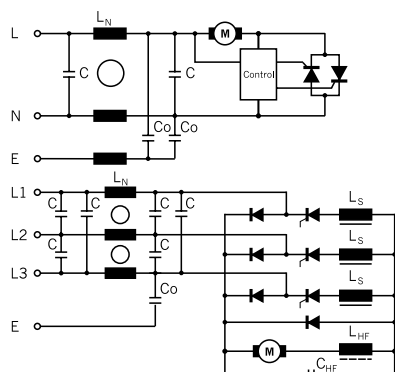
Case 25-2



Case 29-4



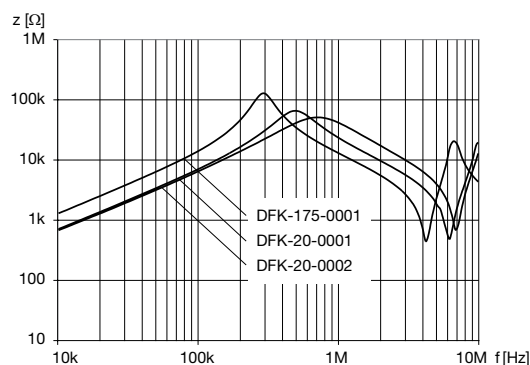
## Diagrams



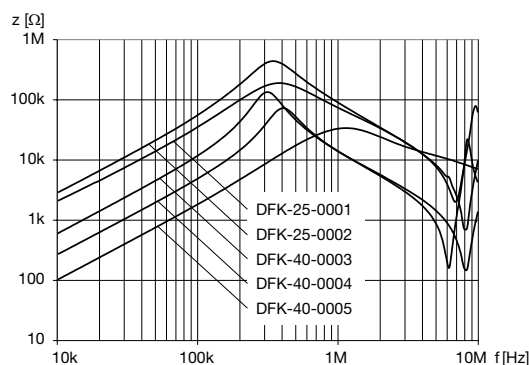
$L_N$ : Radio interference suppression choke (magnetically compensated DF)  
 $L_S$ : Radio interference suppression choke (magnetically saturated DFS/DFL)

## Impedance curves

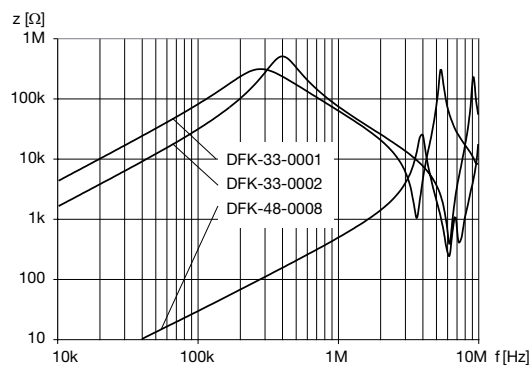
DFK-175-xxxx, DFK-20-xxxxx



DFK-25-xxxx, DFK-40-xxxxx



DFK-33-xxxx, DFK-48-xxxxx



## All Variants

$I_n$ [A]	$L_n$ [mH]	$R_{cu}$ [mΩ]	$f_{RES}$ [MHz]	Copper $\phi$ [mm]	Weight [g]	Housings	Packing unit [pcs.]	Order Number
0.5	10	900	0.5	0.5	6 g	03	100	DFK-175-0001
1	10	500	0.7	0.6	12 g	07	150	DFK-20-0001
1	20	500	0.5	0.6	12 g	07	150	DFK-20-0002
1	10	510	0.5	0.6	18 g	11	50	DFK-25-0001
2	10	250	0.5	0.6	18 g	12	50	DFK-25-0002
2	20	250	0.3	0.6	37 g	20	45	DFK-33-0001
3	10	150	0.38	0.6	37 g	20	45	DFK-33-0002
6	4	27	0.4	-	127 g	25-2	10	DFK-40-0003
10	2	9	1.45	-	127 g	25-2	10	DFK-40-0004
15	1	10	1.45	2.5 x 2.5	127 g	25-2	10	DFK-40-0005
6	4 x 1.5	20	0.2	1.5 x 1.5	163 g	29-4	10	DFK-48-0008

$I_n$ [A]	$L_n$ [mH]	$R_{cu}$ [mΩ]	$f_{RES}$ [MHz]	Copper ø [mm]	Weight [g]	Housings	Packing unit [pcs.]	Order Number
-----------	------------	---------------	-----------------	---------------	------------	----------	---------------------	--------------

Availability for all products can be searched real-time: <http://www.schurter.com/Stock-Check/Stock-Check-SCHURTER>