




Excellent Integrated System Limited

Stocking Distributor

Click to view price, real time Inventory, Delivery & Lifecycle Information:


[PUI Audio, Inc.](#)
[AI-4228-TF-LW140-R](#)

For any questions, you can email us directly:
sales@integrated-circuit.com



pui audio inc
 a projects unlimited company

AI-4228-TF-LW140-3-R 42mm Indicator

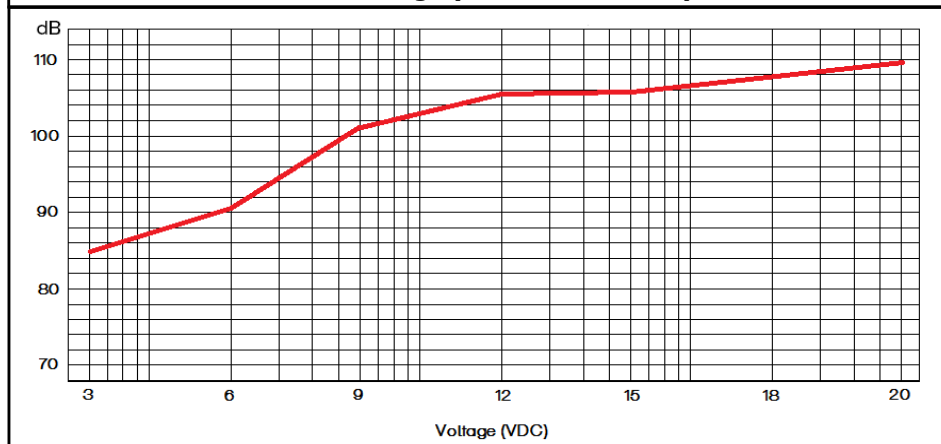



3541 Stop Eight Road • Dayton, Ohio 45414

Product Overview

- 42mm diameter, 3-20 VDC self-drive indicator
- High 105 dBA minimum output (12 VDC @ 10 cm) and 2.8 kHz continuous tone
- ABS housing with mounting tabs and 140mm lead wires for quick connection
- Piezo-based solution consumes only 10 mA of current

SPL vs Voltage (measured @10 cm)





pui audioTM inc
a projects unlimited company

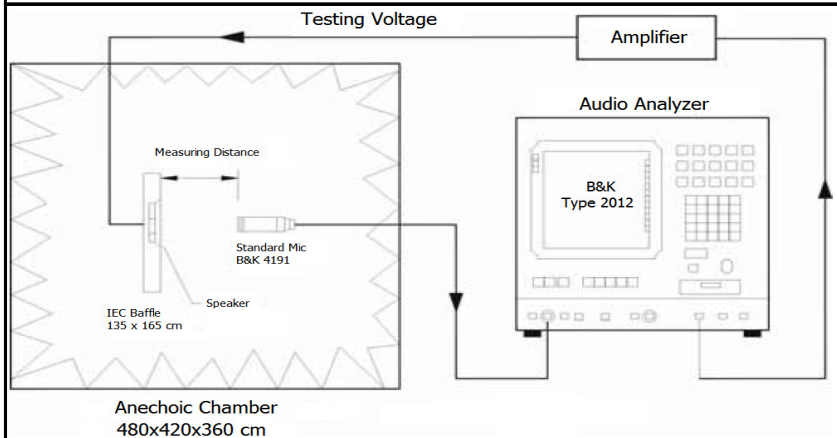
AI-4228-TF-LW140-3-R
42mm Indicator

Mechanical and Environment Testing

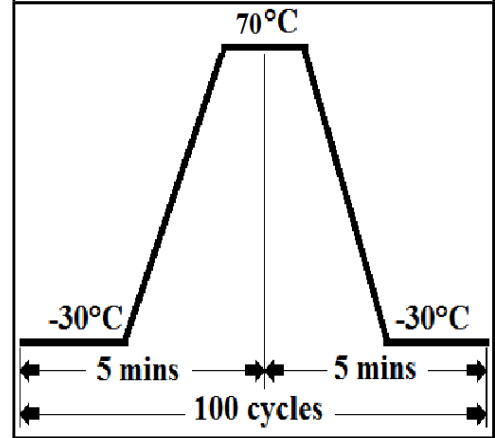
Test Description	Test Condition
High Temperature	70°C (±2°C) with random humidity for 96 hours
Low Temperature	-30°C (±2°C) with random humidity for 96 hours
Humidity	40°C (±2°C) with 90% to 95% relative humidity for 96 hours
Vibration	0.75 mm movement modulated at 10-55 Hz for 3 hours
Drop Test	100 cm free fall onto wood board, 10 cycles
Temperature Cycle Test	-30°C to 70°C, 100 cycles

After tests, part shall rest for 2 hours. Parts are then tested for clean, pure tones.

Frequency Response and SPL Measurement Setup



Temperature Cycle Test Graph



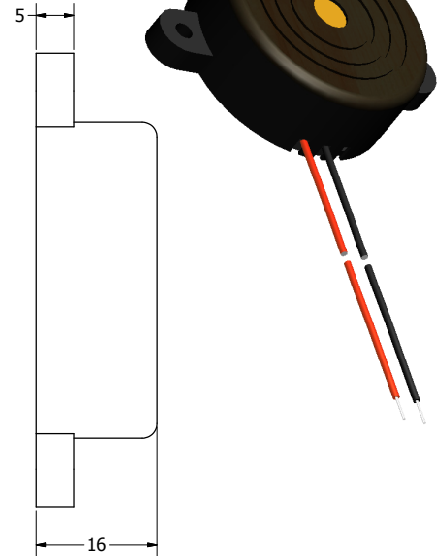
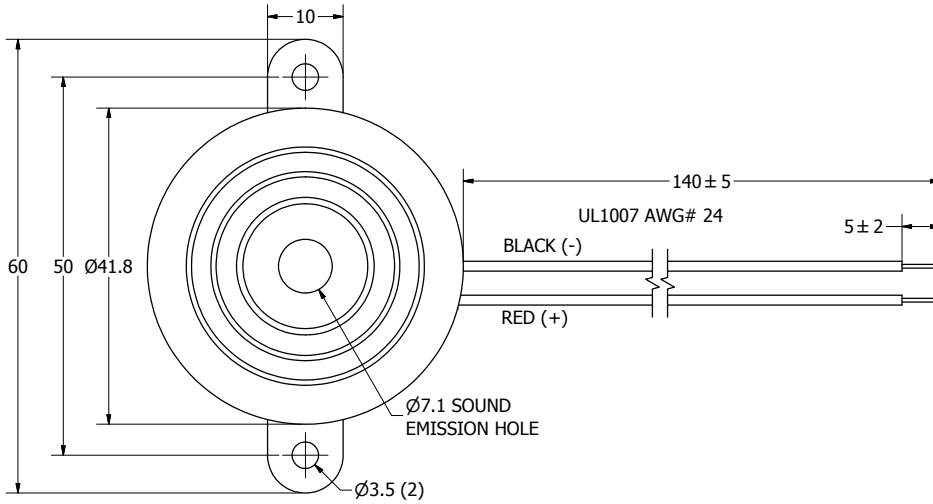
SPECIFICATIONS

PARAMETERS	VALUES	UNITS
RATED VOLTAGE	12	Vdc
OPERATING VOLTAGE RANGE	3 ~ 20	Vdc
RATED CURRENT (MAX)	10	mA
MINIMUM SPL @ 10 CM	105	dBA
RESONANT FREQUENCY	2,800 ± 500	Hz
TONE OR PULSE RATE	CONTINUOUS	0 pulse /sec
OPERATING TEMPERATURE	-20 ~ +60	°C
STORAGE TEMPERATURE	-30 ~ +70	°C
HOUSING MATERIAL	ABS	-
TERMINAL MATERIAL	LEAD WIRE	-
WEIGHT	12	grams

THIS DOCUMENT CONTAINS DATA PROPRIETARY TO PROJECTS UNLIMITED, INC. ANY USE OR REPRODUCTION, IN ANY FORM, WITHOUT PRIOR WRITTEN PERMISSION OF PROJECTS UNLIMITED, INC. IS PROHIBITED.
 ©2003, Projects Unlimited Inc.


REVISION HISTORY

LTR	DESCRIPTION	DATE	APPROVED
-	RELEASED FROM ENGINEERING	8/16/2004	
A	REVISED PART No. AND DIMENSIONS	8/26/2004	R.W.
B	REMOVED LEAD FREE ADDED RoHS NOTE	8/10/2005	B.R.
C	REVISED WIRE LENGTH FROM 215 TO 140	10/31/2005	B.R.
D	REVISED TO INVENTOR 3-D DRAWING TEMPLATE	3/05/2008	B.R.



NOTES:

1. ALL DIMENSIONS ARE IN MILLIMETERS.
2. SPECIFICATIONS SUBJECT TO CHANGE OR WITHDRAWL WITHOUT NOTICE.
3. THIS PART IS RoHS 2002/95/EC COMPLIANT.

UNLESS OTHERWISE SPECIFIED: DIMENSIONS ARE IN MILLIMETERS, TOLERANCES ARE ±0.5 AND ANGLES ARE ±3°.	SIZE	Designed by	Date	Checked by	Date	Approved by	Date	Drawn Date
	A3	R.A.C.	8/16/2004			R.W.	8/16/2004	3/3/2008
AI-4228-TF-LW140-R.idw		 pui audio a projects unlimited company		AI-4228-TF-LW140-R Indicator			Edition	Sheet
						-	1 / 1	