

DC Voltage Transducer

DIN RAIL / PANEL MOUNT, RMS



Single Element
1 - 200 VDC Input Range

If you need a relay output, use a **CR3395**.
See Section for Details.

The **CR5300** Series, DC Voltage Transducers and Transmitters, are designed to provide an output DC signal that is proportional to the input DC voltage. These devices are especially suited for applications with a current shunt to monitor DC current.

Applications

Power Supply over/under sensing
Battery chargers and systems
Mobile applications
Power sensing

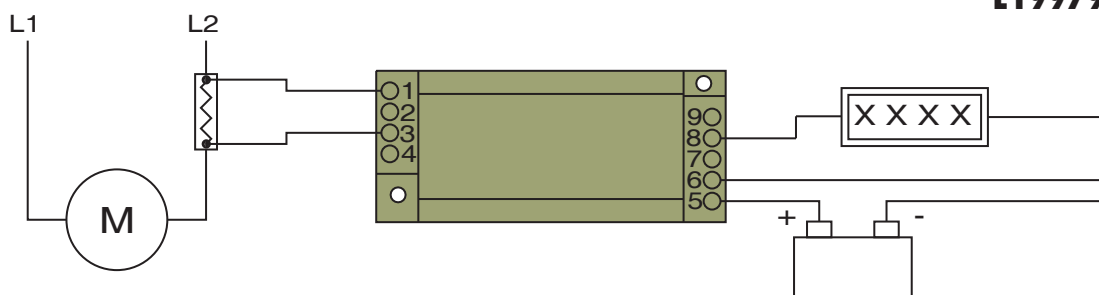
Features

Output isolated from input
Available with 0-5 VDC, 0-10 VDC or 4 - 20 mADC outputs
35mm DIN rail or panel mount
Connection diagram printed on case

Regulatory Agencies

Recognized to meet UL 61010B-1
Constructed to meet CAN/CSA-C22.2, No. 61010-1-2004
Meets requirement of IEC 61010-1 and BS EN 61010-1

CR5310 with Resistor Application is shown below (optional).



PART NUMBERS

Part Number	Output	Description
CR5310	± 5 VDC	Single Element with ± 5 VDC output
CR5311	± 10 VDC	Single Element with ± 10 VDC output
CR5320	4 - 20 mADC	Single Element with 4 - 20 mADC output

NOTE: CR5300 Series is available with 12V Power Supply. Use same application as 24V Power Supply.
Example Part Number: CR5310-300-12V

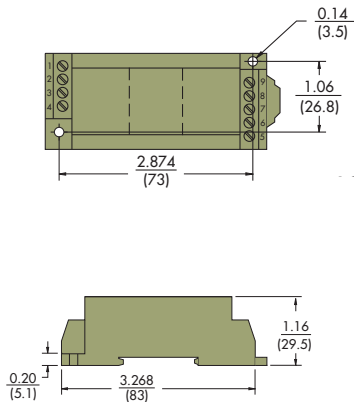
Add suffix for input range

- 1** - 0-1 VDC
 - 5** - 0-5 VDC
 - 10** - 0-10 VDC
 - 50** - 0-50 VDC
 - 150** - 0-150 VDC
 - 200** - 0-200 VDC
- Ranges available up to and including 600 VDC

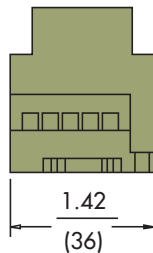
* UL Recognized up to 300 Vdc

SPECIFICATIONS

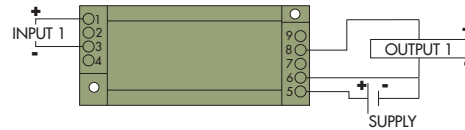
Basic Accuracy:.....	1.0 %	Supply Voltage:.....	24 VDC $\pm 10\%$
Linearity:.....	10% to 100% FS	Frequency Range:.....	DC only
Thermal Drift:.....	500 PPM/ $^{\circ}\text{C}$	Output Load:.....	4-20 mADC - 0 to 300 Ω
Operating Temperature:.....	0 $^{\circ}\text{C}$ to +50 $^{\circ}\text{C}$		0-5 VDC - 2K Ω or Greater
Installation Category:.....	CAT II	Relative Humidity:.....	80% for temperatures up to
Vibration Tested To:.....	IEC 60068-2-6, 1995		31 $^{\circ}\text{C}$ and decreasing linearly
Pollution Degree:.....	2		to 50% at 40 $^{\circ}\text{C}$
Altitude:.....	2000 meter max.	Supply Current:	
Response Time:	250 ms. max.	CR5310:.....	Typical 35mA Max 40mA
Insulation Voltage:.....	2500 VDC	CR5320:.....	Typical 35mA Max 40mA
Cleaning:.....	Water-dampened cloth	Torque Specs.:.....	3.0 inch lbs. (0.4Nm)
		Weight:.....	0.5 lbs.



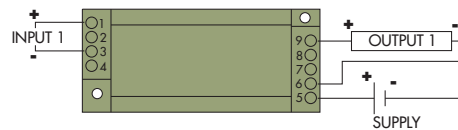
Dimensions for All CR5300 Series (shown)



OUTLINE DRAWING



CR5310 5 VDC Output
CR5311 10 VDC Output



CR5320 4 - 20 mADC Output

CONNECTION DIAGRAM

NOTE: The building installation must have a switch or circuit-breaker that is in close proximity and within easy reach of the operator. The switch or circuit breaker shall be marked as the disconnecting device for the equipment.