

Excellent Integrated System Limited

Stocking Distributor

Click to view price, real time Inventory, Delivery & Lifecycle Information:

[Apex Microtechnology](#)
[EK50](#)

For any questions, you can email us directly:

sales@integrated-circuit.com

Evaluation Kit

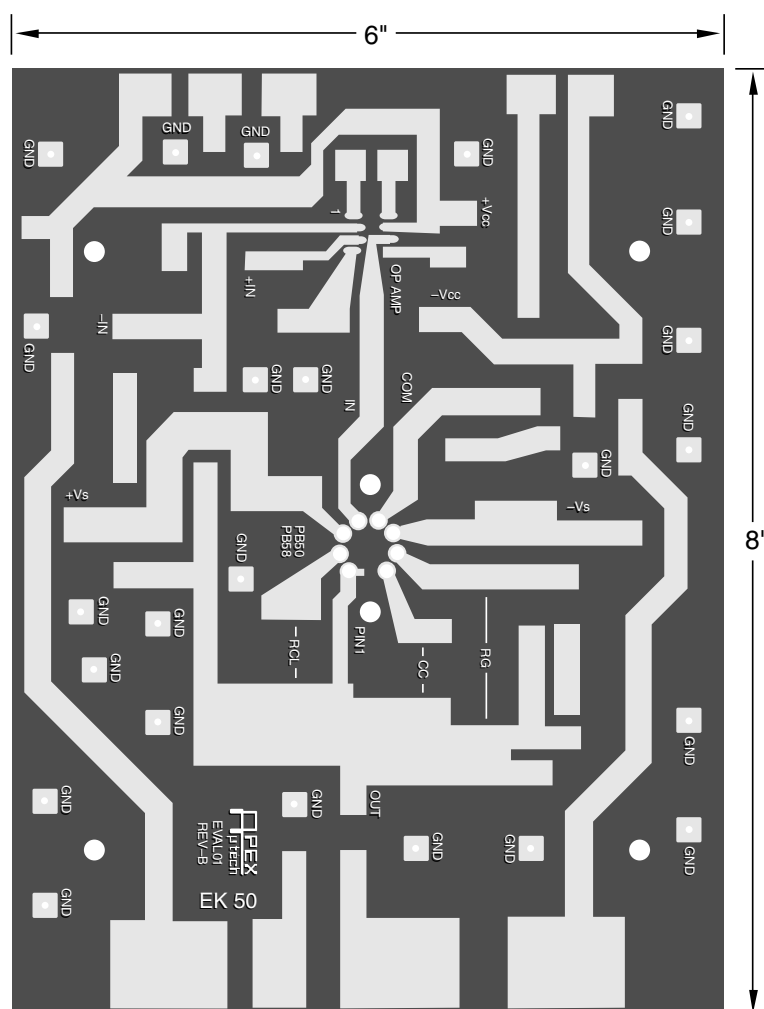
APPLICABLE PARTS (SOLD SEPARATELY)

- PB50
- PB58

INTRODUCTION

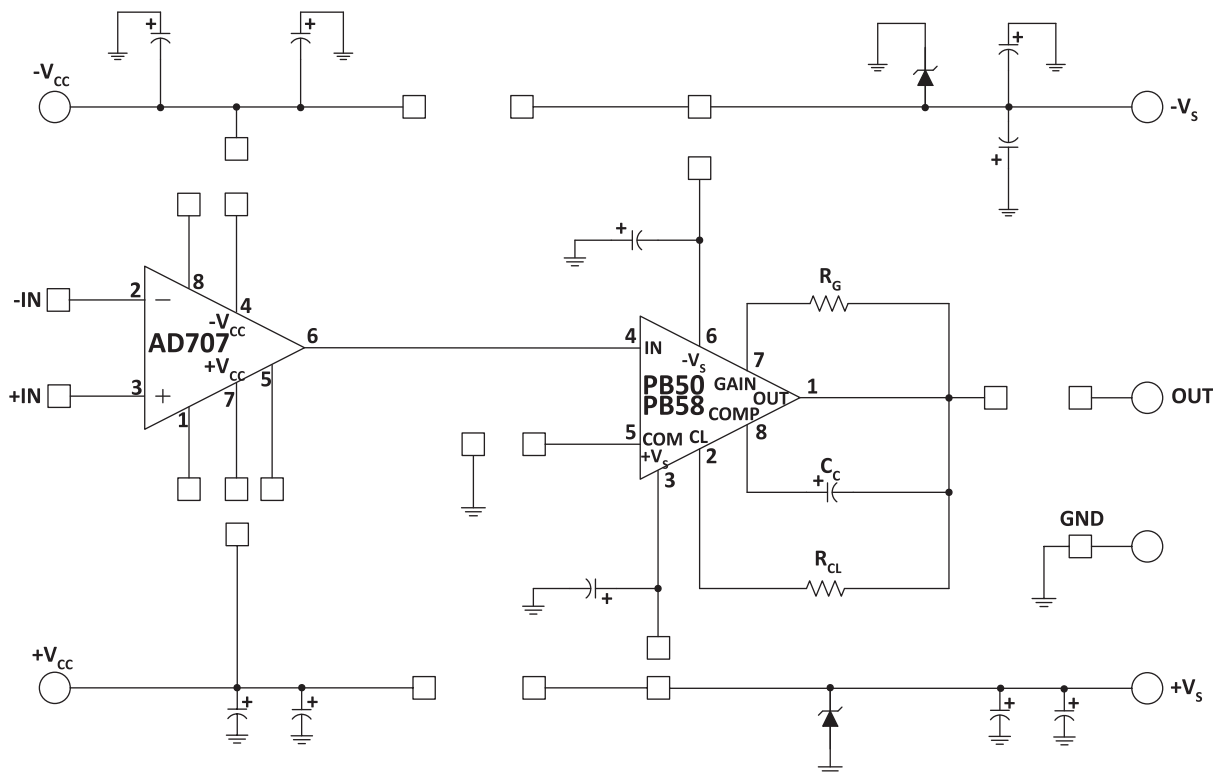
This easy-to-use kit provides a platform for the evaluation of the PB50 and PB58 high voltage power boosters. The PB50 and PB58 are designed most commonly in combination with a small signal, general purpose op amp. However, they can also be used without a driver amplifier. This kit can be used to analyze a multitude of standard or proprietary circuit configurations.

Figure 1: PCB Layout



EK50

Figure 2: Equivalent Schematic



CAUTION

1. Use thermal grease or Apex Microtechnology Thermal Washer TW03 between power booster and heatsink.
2. Use 18 gauge teflon sleeve on at least two opposite pins
3. Mounting torque greater than 7 in•lbs on power booster mounting bolts will void warranty!

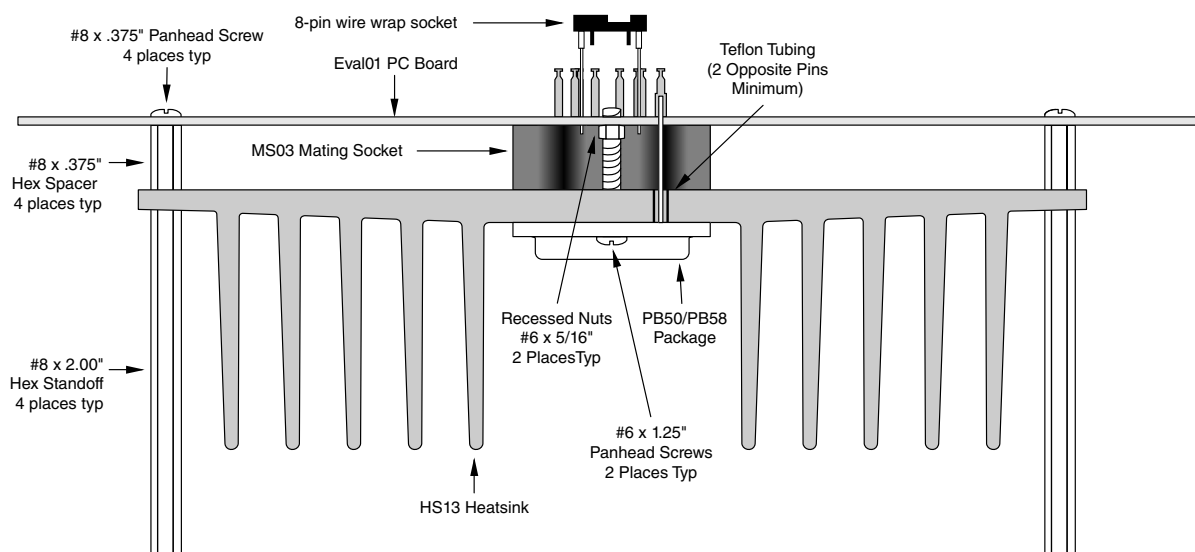
PARTS LIST

Reference	Manufacturer Part #	Description	QTY
	HS13	Heatsink	1
	EVAL01	PC Board	1
	MS03	Mating Socket	1
	HWRE02	Hardware Kit	1
	HWRE05	8-Pin Wire Wrap Socket	1
	TW03	Thermal Washer	1 Box (10)

HWRE02 contains the following:

- 4 #8 x 0.375" Panhead Screws
- 4 #8 x 0.375" Hex Spacers
- 4 #8 x 2.00" Hex Stand Offs
- 2 #6 x 1.25" Panhead Screws
- 2 #6 x 5/16" Hex Nuts

Figure 3: Assembly



NEED TECHNICAL HELP? CONTACT APEX SUPPORT!

For all Apex Microtechnology product questions and inquiries, call toll free 800-546-2739 in North America. For inquiries via email, please contact apex.support@apexanalog.com. International customers can also request support by contacting their local Apex Microtechnology Sales Representative. To find the one nearest to you, go to www.apexanalog.com

IMPORTANT NOTICE

Apex Microtechnology, Inc. has made every effort to insure the accuracy of the content contained in this document. However, the information is subject to change without notice and is provided "AS IS" without warranty of any kind (expressed or implied). Apex Microtechnology reserves the right to make changes without further notice to any specifications or products mentioned herein to improve reliability. This document is the property of Apex Microtechnology and by furnishing this information, Apex Microtechnology grants no license, expressed or implied under any patents, mask work rights, copyrights, trademarks, trade secrets or other intellectual property rights. Apex Microtechnology owns the copyrights associated with the information contained herein and gives consent for copies to be made of the information only for use within your organization with respect to Apex Microtechnology integrated circuits or other products of Apex Microtechnology. This consent does not extend to other copying such as copying for general distribution, advertising or promotional purposes, or for creating any work for resale.

APEX MICROTECHNOLOGY PRODUCTS ARE NOT DESIGNED, AUTHORIZED OR WARRANTED TO BE SUITABLE FOR USE IN PRODUCTS USED FOR LIFE SUPPORT, AUTOMOTIVE SAFETY, SECURITY DEVICES, OR OTHER CRITICAL APPLICATIONS. PRODUCTS IN SUCH APPLICATIONS ARE UNDERSTOOD TO BE FULLY AT THE CUSTOMER OR THE CUSTOMER'S RISK.

Apex Microtechnology, Apex and Apex Precision Power are trademarks of Apex Microtechnology, Inc. All other corporate names noted herein may be trademarks of their respective holders.