

Excellent Integrated System Limited

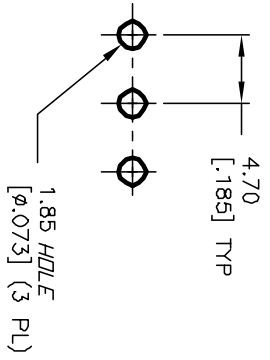
Stocking Distributor

Click to view price, real time Inventory, Delivery & Lifecycle Information:

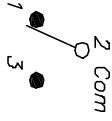
[E-Switch](#)
[100AWSP1T2B4M2QE](#)

For any questions, you can email us directly:

sales@integrated-circuit.com



RECOMMENDED PCB LAYOUT

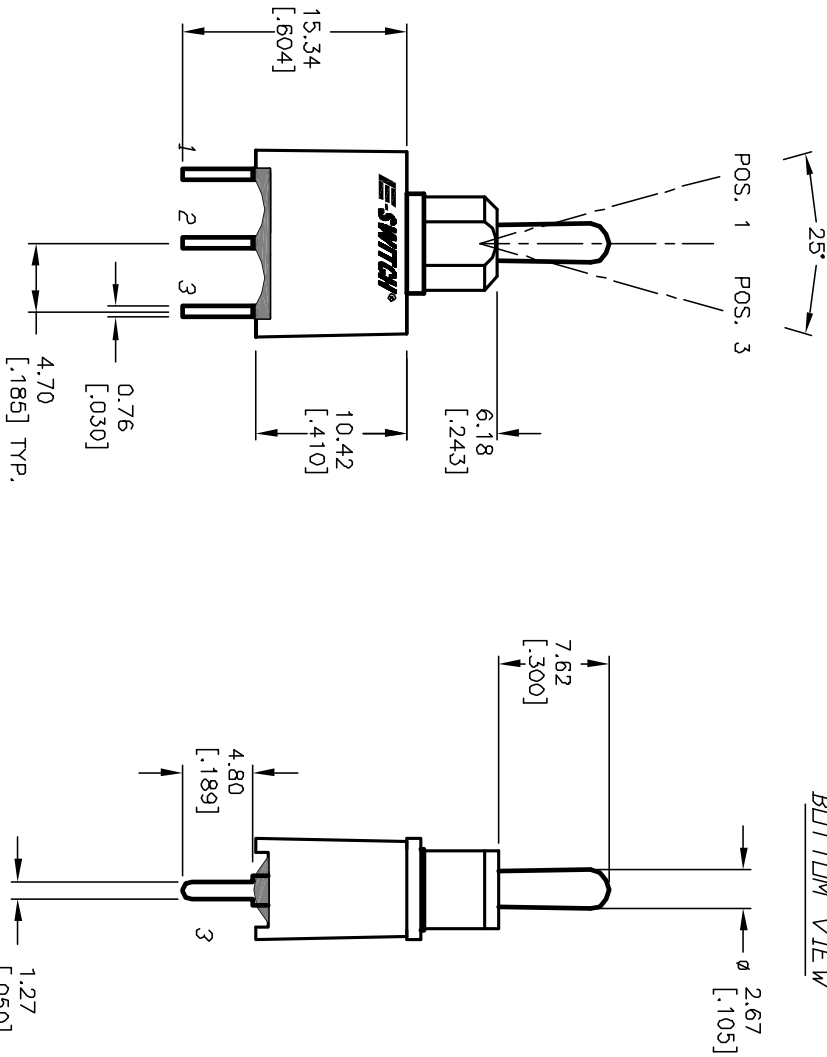
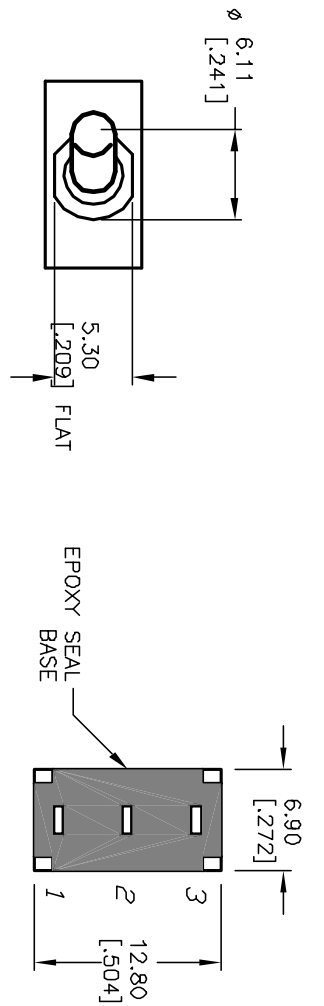


CIRCUIT: SPDT

SWITCH FUNCTION		
POS. 1	POS. 2	POS. 3
DN	NONE	DN
2-3	OPEN	2-1

NOTES:

1. ALL DIMENSIONS IN MM [INCH]
2. GENERAL TOLERANCE: X.X=±0.4 X.XX=±0.25
3. TERMINAL NUMBERS FOR REF ONLY
4. RATING: 5A @120VAC or 28VDC
2A @250VAC (w/RESISTIVE LOAD)
5. FIXED TERM. & MOVING CONTACT:
Cu Alloy w/Silver plate
6. ELECTRIC LIFE: 40,000 make-and-break cycles at full load.
7. INSULATION RESISTANCE: 1,000 Mega-ohm min.
8. DIELECTRIC STRENGTH: 1,000 V RMS @sea level.
9. OPERATING TEMP.: -30°C to 85°C



REV.	ECN No.	DESCRIPTION	DATE	CHKD
B	12363	REVISED AND REDRAWN	8/12/02	CB

TITLE	SCALE	DATE	DR	DWG	REV
100A WSP-1 T2 B4 M2 Q E	2:1	8/12/02	CB	T101001	B

E-SWITCH®

THE INFORMATION CONTAINED IN THIS DOCUMENT IS PROPRIETARY TO E-SWITCH AND IS NOT TO BE COPIED OR TRANSMITTED