

Excellent Integrated System Limited

Stocking Distributor

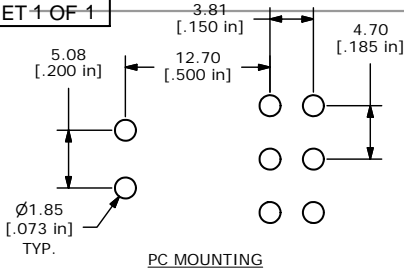
Click to view price, real time Inventory, Delivery & Lifecycle Information:

[E-Switch](#)
[100DP6T2B4M6QE](#)

For any questions, you can email us directly:

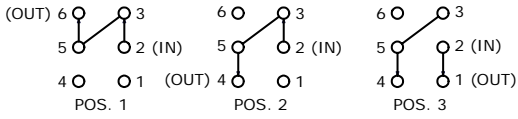
sales@integrated-circuit.com

SHEET 1 OF 1



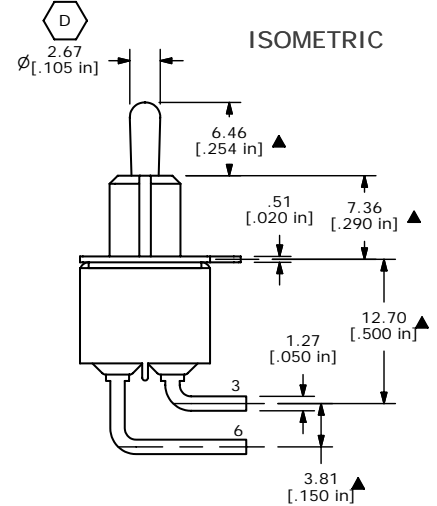
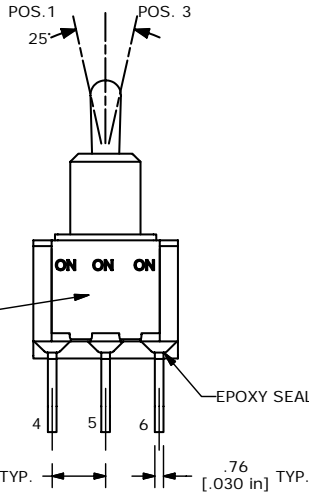
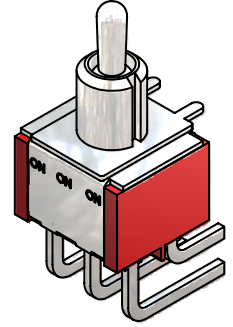
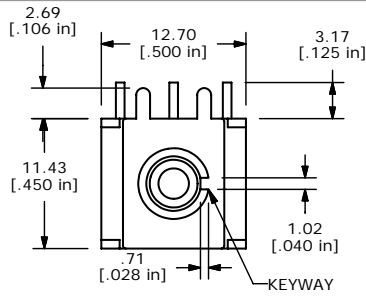
PC MOUNTING

SWITCH FUNCTION		
POS. 1	POS. 2	POS. 3
ON	ON	ON
2-3, 5-6	2-3, 5-4	2-1, 5-4



DPDT 3 WAY CIRCUIT
NOTE: JUMPER PIN 3 TO 5

- NOTE:
1. ALL DIMENSIONS IN MM [INCH]
 2. GENERAL TOLERANCE: X.X = ±0.4
X.XX = ±0.25
 3. TERMINAL NUMBERS FOR REF ONLY
 - ▲ 4. PLATING MATERIAL: SILVER
 5. RATING: 5 AMPS W/RESISTIVE LOAD @ 120VAC OR 28VDC
2 AMPS W/RESISTIVE LOAD @ 250VAC
 6. ELECTRIC LIFE: 40,000 make-and-break cycles at full load.
 7. INSULATION RESISTANCE: 1,000 Mega-ohm min.
 8. DIELECTRIC STRENGTH: 1,000 V RMS @sea level.
 9. OPERATING TEMP.: -30°C to 85°C
 10. ▲ DENOTES CRITICAL PARAMETER.
 11. 2002/95/EC (ROHS) COMPLIANT



D	16385	CLEANED UP DWG.	8/28/06	BO
C	14611	REVISED AND REDRAWN	1/7/05	AR
REV	PCR NO	DESCRIPTION	DATE	BY

THE INFORMATION CONTAINED IN THIS DOCUMENT IS PROPRIETARY TO E-SWITCH AND IS NOT TO BE COPIED OR TRANSFERRED

E-SWITCH®				
TITLE 100DP6T2B4M6QE				
SCALE 2:1	DATE 9/16/1999	DR MM	DWG T126020	REV D