

Excellent Integrated System Limited

Stocking Distributor

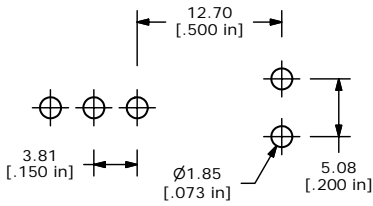
Click to view price, real time Inventory, Delivery & Lifecycle Information:

[E-Switch](#)
[100SP2T2B2M7RE](#)

For any questions, you can email us directly:

sales@integrated-circuit.com

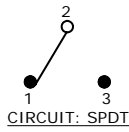
SHEET 1 OF 1



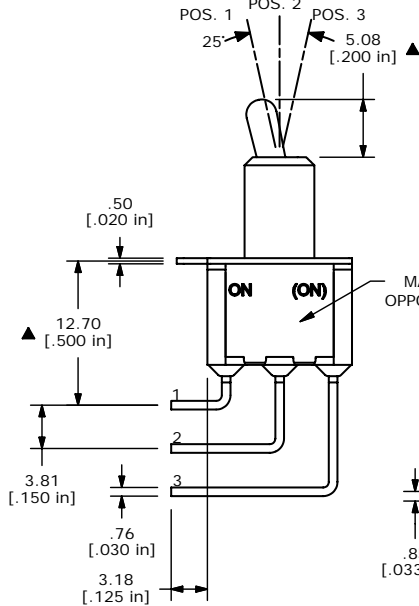
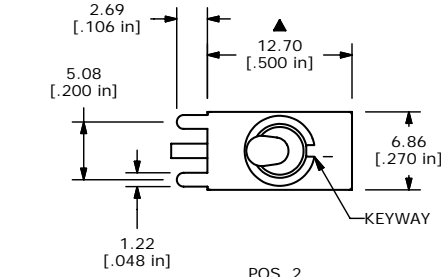
P.C. MOUNTING

SWITCH FUNCTION		
POS. 1	POS. 2	POS. 3
ON	NONE	(ON)
2-3	N/A	2-1

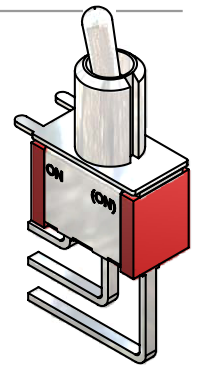
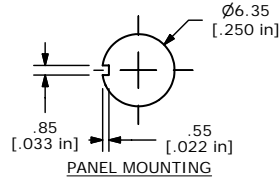
(ON) = MOMENTARY



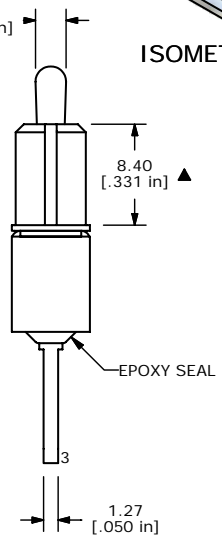
- NOTE:
1. ALL DIMENSIONS IN MM [INCH]
 2. GENERAL TOLERANCE: X.X=±0.4 X.XX=±0.25
 3. TERMINAL NUMBERS FOR REF ONLY
 - ▲4. PLATING MATERIAL: GOLD
 5. RATING: 0.4VA MAX @ 20VAC OR DC MAX.
 6. ELECTRIC LIFE: 40,000 MAKE-AND-BREAK CYCLES AT FULL LOAD.
 7. INSULATION RESISTANCE: 1,000 MEGA-OHM MIN.
 8. DIELECTRIC STRENGTH: 1,000 V RMS @SEA LEVEL.
 9. OPERATING TEMP.: -30°C to 85°C
 10. ▲DENOTES CRITICAL PARAMETER.
 11. 2002/95/EC (ROHS) COMPLIANT.



E-SWITCH MARKING ON OPPOSITE SIDE



ISOMETRIC



EPOXY SEAL



A	16929	RELEASED FOR PRODUCTION	1/29/07	TN
REV	PCR NO	DESCRIPTION	DATE	BY

THE INFORMATION CONTAINED IN THIS DOCUMENT IS PROPRIETARY TO E-SWITCH AND IS NOT TO BE COPIED OR TRANSFERRED

TITLE 100SP2T2B2M7RE				
SCALE 2:1	DATE 1/29/2007	DR TN	DWG T112029	REV A