

Excellent Integrated System Limited

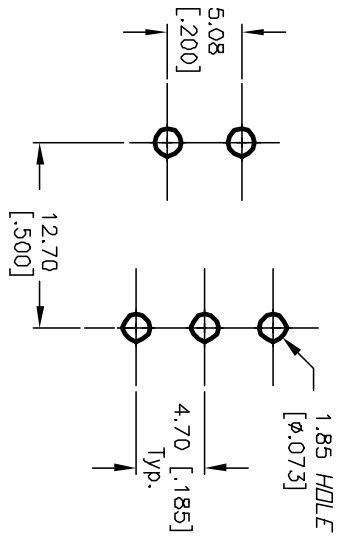
Stocking Distributor

Click to view price, real time Inventory, Delivery & Lifecycle Information:

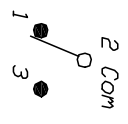
[E-Switch](#)
[100SP4T6B12M6RE](#)

For any questions, you can email us directly:

sales@integrated-circuit.com



RECOMMENDED P.C.B. LAYOUT

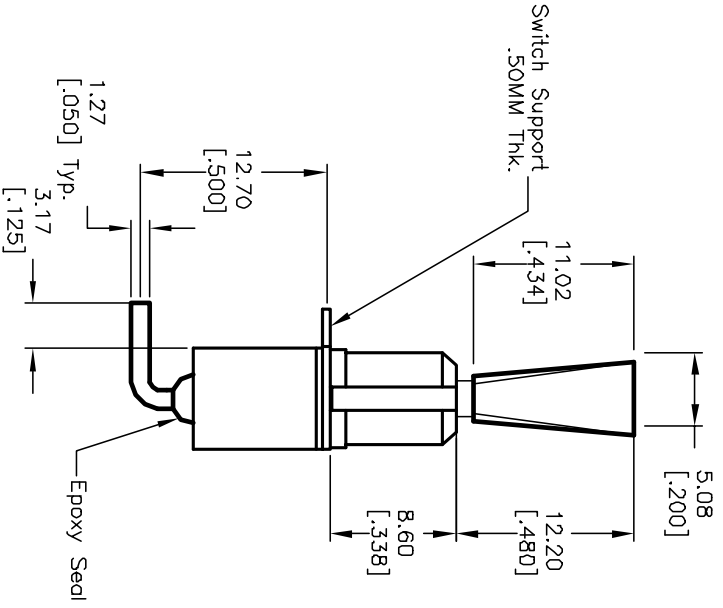
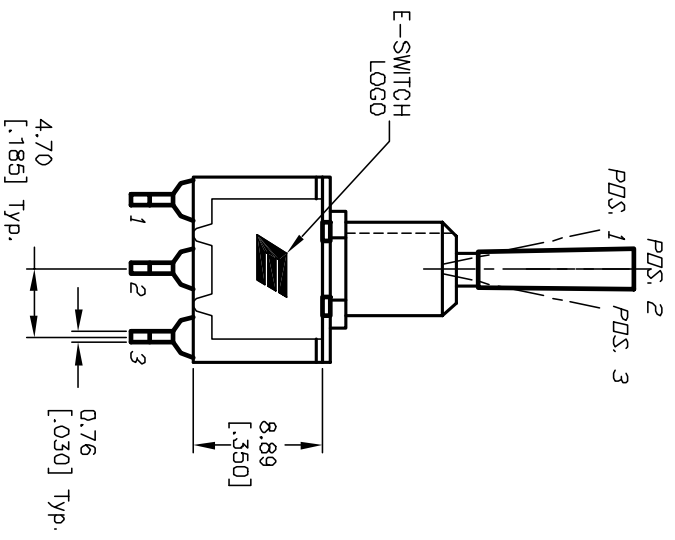
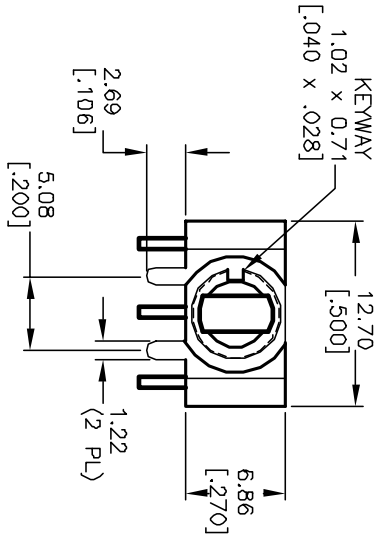


CIRCUIT: SPDT
 CONTACT CONFIGURATION

SWITCH FUNCTION		
PDS. 1	PDS. 2	PDS. 3
<DN>	DFC	<DN>
2-3	OPEN	2-1

NOTES:

1. ALL DIMENSIONS IN MM [INCH]
2. GENERAL TOLERANCE: X.X=±0.4 X.XX=±0.25
3. TERM. NOS. FOR REF. ONLY
4. RATINGS: 0.4(VA) Max. @20V (AC or DC)
5. FIXED TERM. & MOVING CONTACT: Copper Alloy W/Gold plate over Ni Plate
6. ELECTRICAL LIFE: 50,000 make-and-break cycles at full load.
7. INSULATION RESISTANCE: 1,000M ohm min.
8. DIELECTRIC STRENGTH: 1,000V RMS @sea level.
9. OPERATING TEMP.: -30°C to 85°C.



E-SWITCH®

100 SP-4 T6 B12 M6 R E

REV.	ECN No.	DESCRIPTION	DATE	CHKD
A	11602	RELEASED FOR PRODUCTION	8/6/01	CJB

TITLE	SCALE	DATE	DR	DWG	REV
100 SP-4 T6 B12 M6 R E	2:1	8/6/01	CJB	T114033	A

THE INFORMATION CONTAINED IN THIS DOCUMENT IS PROPRIETARY TO E-SWITCH AND IS NOT TO BE COPIED OR TRANSMITTED