

Excellent Integrated System Limited

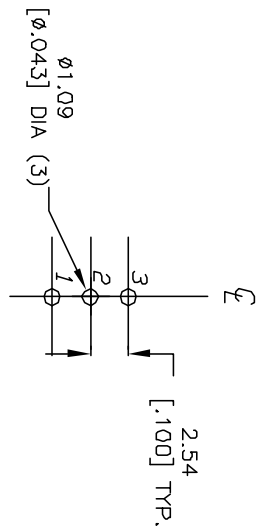
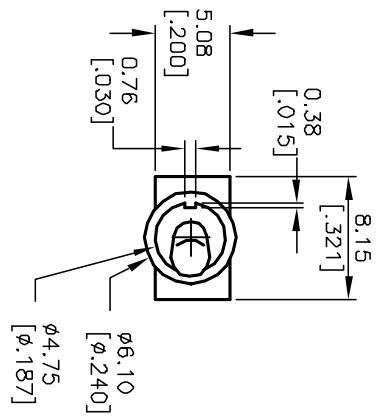
Stocking Distributor

Click to view price, real time Inventory, Delivery & Lifecycle Information:

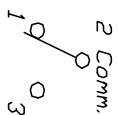
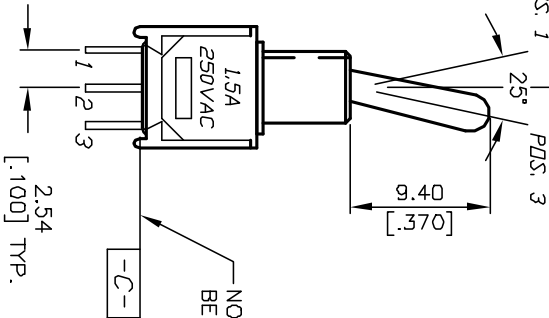
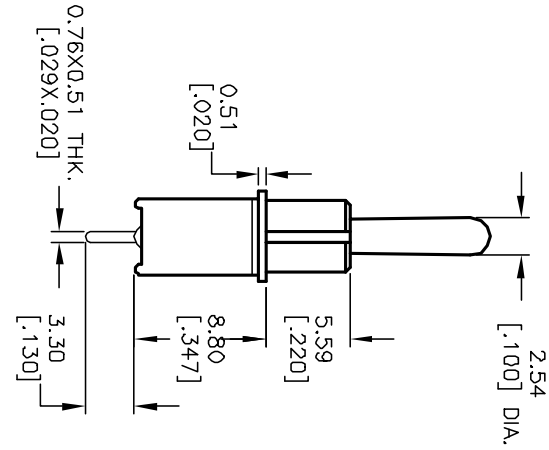
[E-Switch](#)
[200MSP1T1B4M2RE](#)

For any questions, you can email us directly:

sales@integrated-circuit.com



P.C.B. MOUNTING HOLES



CONTACT CONFIGURATION

SPDT

SWITCH FUNCTION		
PDS. 1	PDS. 2	PDS. 3
DN	NONE	DN
2-3	OPEN	2-1

NOTES:

1. ALL DIMENSIONS IN MM
2. GENERAL TOLERANCE: X.X=±0.4
X.XX=±0.25
3. TERM. NOS. FDR REF. ONLY
4. CONTACT RATING: 0.4 (VA) max. @20 VAC or DC max.
5. FIXED TERMINAL & MOVING CONTACT: Cu alloy w/ Silver plate
6. ELECTRIC LIFE: 30,000 make-and-break cycles at full load.
7. INSULATION RESISTANCE: 1,000 M ohm min.
8. DIELECTRIC STRENGTH: 1,000 V RMS @sea level.
9. OPERATING TEMP.: -30°C to 85°C
10. ▲ DENOTES CRITICAL PARAMETER.

REV.	ECN No.	DESCRIPTION	DATE	CHKD	AR
A	13029	RELEASED FOR PRODUCTION	4/10/03		AR

TITLE	SCALE	DATE	DR	DWG	REV
200MSP1T1B4M2RE	2:1	4/10/03	AR	T211030	A



THE INFORMATION CONTAINED IN THIS DOCUMENT IS PROPRIETARY TO E-SWITCH AND IS NOT TO BE COPIED OR TRANSMITTED