

Excellent Integrated System Limited

Stocking Distributor

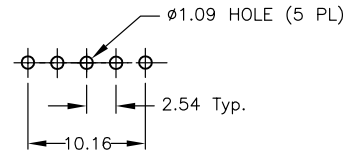
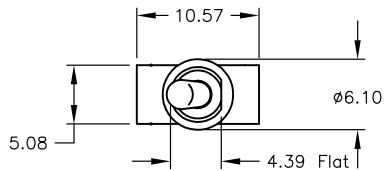
Click to view price, real time Inventory, Delivery & Lifecycle Information:

[E-Switch](#)
[200MSP1T2B2VS2RE](#)

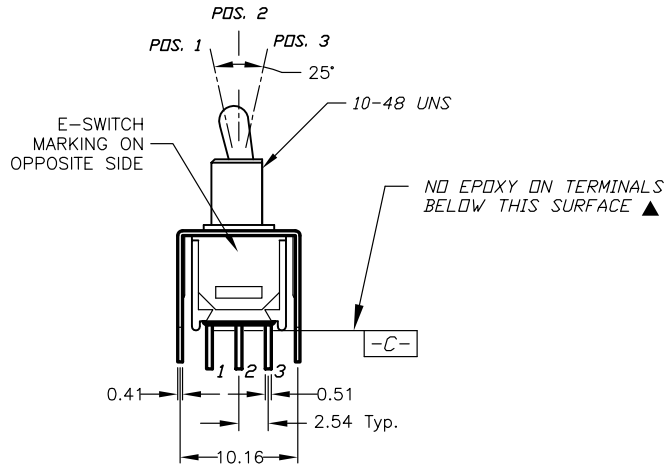
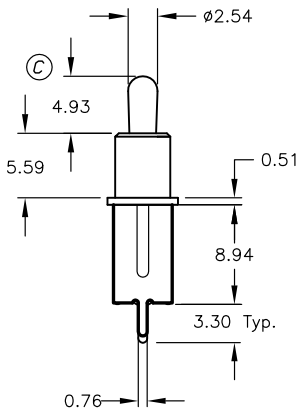
For any questions, you can email us directly:

sales@integrated-circuit.com

SHEET OF



RECOMMENDED P.C.B. LAYOUT



CIRCUIT: SPDT
CONTACT CONFIGURATION

SWITCH FUNCTION		
POS. 1	POS. 2	POS. 3
DN	NONE	DN
2-3	OPEN	2-1

NOTES:

1. ALL DIMENSIONS IN MM
2. GENERAL TOLERANCE: X.X=±0.4
X.XX=±0.25
3. TERM. NOS. FOR REF. ONLY
4. CONTACT RATING: 0.4 (VA) max. @20 VAC or DC max.
5. FIXED TERMINAL & MOVING CONTACT: Cu alloy w/ Gold plate over Ni plate.
6. ELECTRIC LIFE: 30,000 make-and-break cycles at full load.
7. INSULATION RESISTANCE: 1,000 M ohm min.
8. DIELECTRIC STRENGTH: 1,000 V RMS @sea level.
9. OPERATING TEMP.: -30°C to 85°C

E-SWITCH®

REV.	ECN No.	DESCRIPTION	DATE	CHKD
C	14465	REVISED ACTUATOR	11/8/04	AR
B	11538	REVISED ACTUATOR	6/13/01	CJB

TITLE					
200MSP1T2B2VS2RE					
SCALE	DATE	DR	DWG	REV	
2:1	6/13/01	CJB	T211019	C	

THE INFORMATION CONTAINED IN THIS DOCUMENT IS PROPRIETARY TO E-SWITCH AND IS NOT TO BE COPIED OR TRANSFERRED