

## Excellent Integrated System Limited

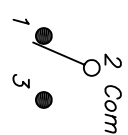
Stocking Distributor

Click to view price, real time Inventory, Delivery & Lifecycle Information:

[E-Switch](#)  
[200MSP3T1B2M6RE](#)

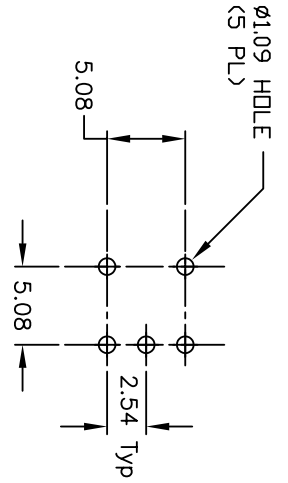
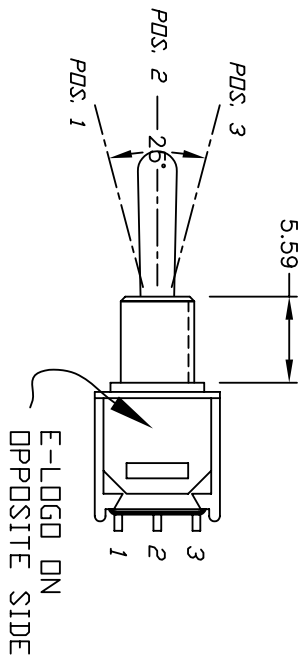
For any questions, you can email us directly:

[sales@integrated-circuit.com](mailto:sales@integrated-circuit.com)



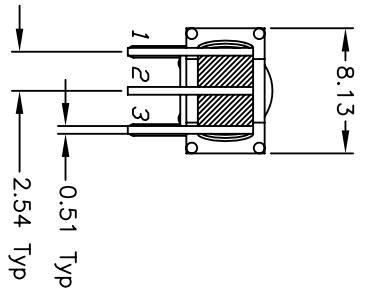
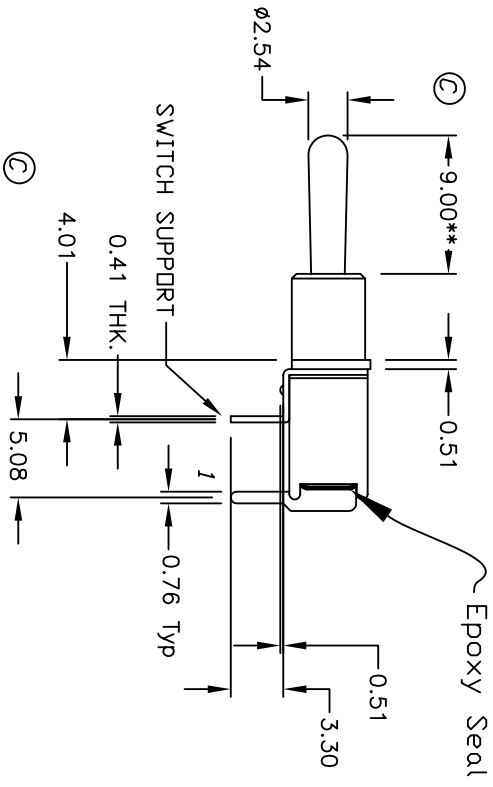
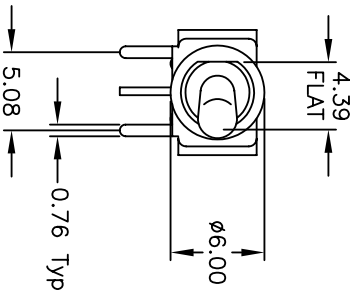
CIRCUIT: SPDT		
SWITCH FUNCTION		
POS. 1	POS. 2	POS. 3
DN	OFF	DN
2-3	OPEN	2-1

( ) =Momentary



RECOMMENDED P.C.B LAYOUT

\*\*MEASURED AT POSITION 2



NOTES:

1. ALL DIMENSIONS IN MM
2. GENERAL TOLERANCE: X.X=±0.4  
X.XX=±0.25
3. TERM. NOS. FOR REF. ONLY
4. CONTACT RATING: 0.4(VA) @20V max. (AC or DC)
5. FIXED TERMINAL & MOVING CONTACT:  
Copper Alloy w/Gold plate over  
Nickel plate.
6. ELECTRIC LIFE: 30,000 make-and-break cycles at full load.
7. INSULATION RESISTANCE: 1,000 M ohm min.
8. DIELECTRIC STRENGTH: 1,000 V RMS @sea level.
9. OPERATING TEMP.: -30°C to 85°C
10. 2002/95/EC (ROHS) COMPLIANT

REV.	ECN No.	DESCRIPTION	DATE	CHKD
D	15788	DIM FROM 4.60 TO 4.01, ADD RCHS	2/17/06	PH
C	12376	REVISED DIM.	10/28/02	CJB
B	12325	REVISED AND REDRAWN	7/23/02	CJB
REV.	ECN No.	DESCRIPTION	DATE	CHKD

SCALE	DATE	DR	DWG	REV
2:1	7/23/02	CJB	T212018	D

**E-SWITCH®**

200 MSP-3 T1 B2 M6 R E (GOLD CONTACTS)

THE INFORMATION CONTAINED IN THIS DOCUMENT IS PROPRIETARY TO E-SWITCH AND IS NOT TO BE COPIED OR TRANSFERRED

