

## Excellent Integrated System Limited

Stocking Distributor


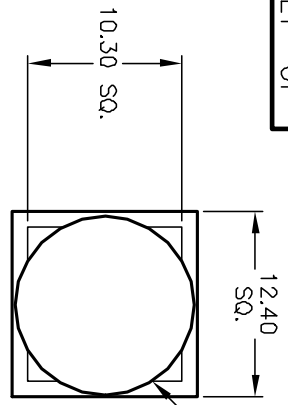
Click to view price, real time Inventory, Delivery & Lifecycle Information:

[E-Switch](#)  
[320.03E11.08GRY](#)

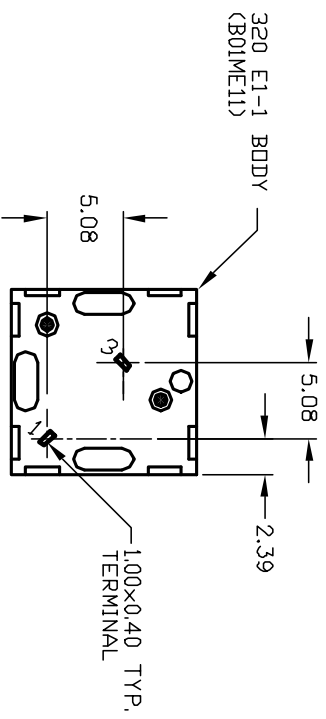
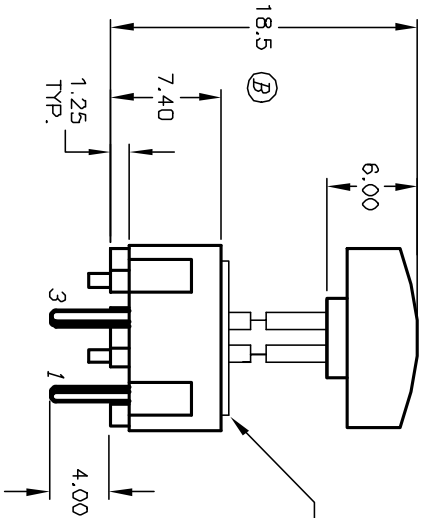
For any questions, you can email us directly:

[sales@integrated-circuit.com](mailto:sales@integrated-circuit.com)

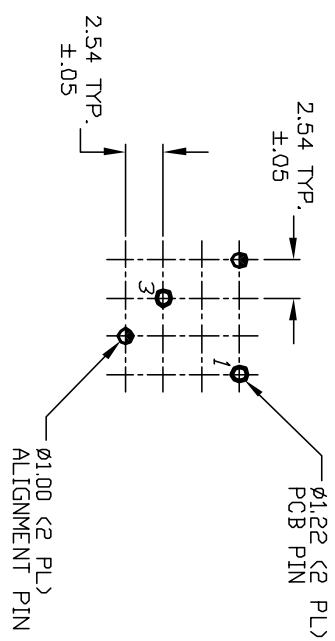
SHEET OF



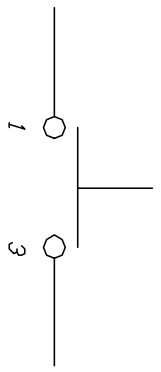
SHOWN CAP REMOVED



TOP VIEW - SHOW ORIENTATION OF LEGENDS  
 IN RESPECT TO THE PCB PIN TERMINALS.



RECOMMENDED P.C.B. LAYOUT



CIRCUIT: SPST  
 CONTACT CONFIGURATION

- NOTES:
1. ALL DIMENSIONS IN MM
  2. GENERAL TOLERANCE: X.X=±0.4  
X.XX=±0.25
  3. TERMINAL NO.'S FOR REFERENCE ONLY.
  4. RATING: 25mA, @50VDC
  5. OPERATING FORCE: 120gf
  6. TRAVEL TO MAKE: 0.7mm

**E-SWITCH®**

320.03 E1-1 (W/.08 GRY)

REV. B	11857	REVISED B DIMENSION	1/7/02	CJB
REV. ECN No.		DESCRIPTION	DATE	CHKD
THE INFORMATION CONTAINED IN THIS DOCUMENT IS PROPRIETARY TO E-SWITCH AND IS NOT TO BE COPIED OR TRANSMITTED				

TITLE	SCALE	DATE	DR	DWG	REV
320.03 E1-1 (W/.08 GRY)	2:1	12/12/01	CJB	XB0814P	B