

Excellent Integrated System Limited

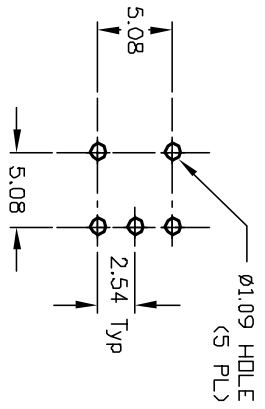
Stocking Distributor

Click to view price, real time Inventory, Delivery & Lifecycle Information:

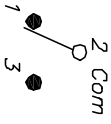
[E-Switch](#)
[400MSP1R1M6QE](#)

For any questions, you can email us directly:

sales@integrated-circuit.com



RECOMMENDED P.C.B LAYOUT

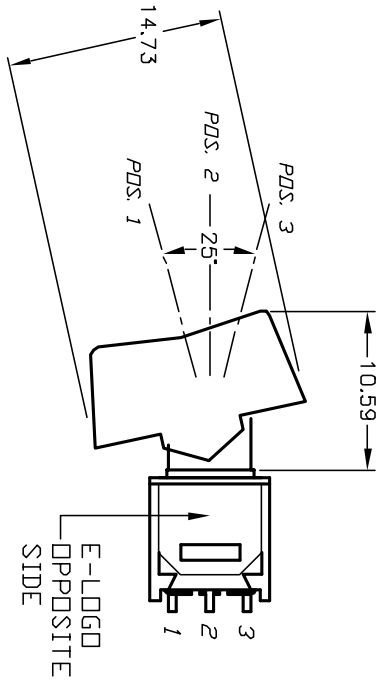


CIRCUIT: SPDT

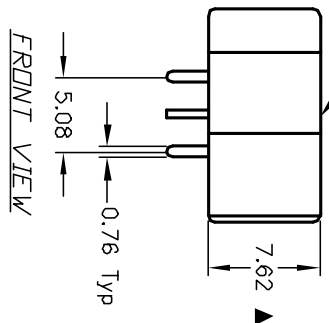
SWITCH FUNCTION		
POS. 1	POS. 2	POS. 3
DN	NDNE	DN
2-3	OPEN	2-1

NOTES:

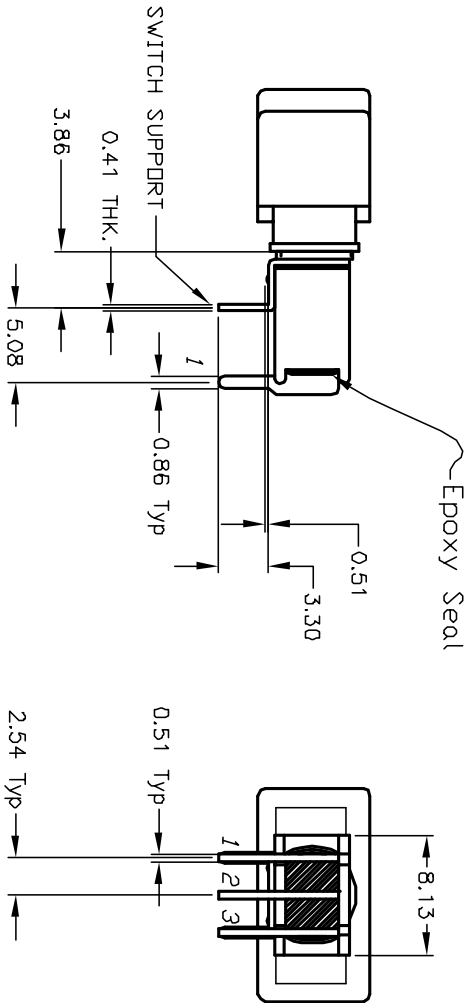
1. ALL DIMENSIONS IN MM
2. GENERAL TOLERANCE: X.X=±0.4
X.XX=±0.25
3. TERM. NOS. FOR REF. ONLY
4. CONTACT RATING: 3A@ 120VAC. OR 28VDC:
1A@ 250VAC.
5. FIXED TERMINAL & MOVING CONTACT: Cu alloy w/ Silver plate
at full load.
6. ELECTRIC LIFE: 30,000 make-and-break cycles
7. INSULATION RESISTANCE: 1,000 M ohm min.
8. DIELECTRIC STRENGTH: 1,000 V RMS @sed level.
9. OPERATING TEMP.: -30°C to +85°C
10. ▲ DENOTES CRITICAL PARAMETER.



BLACK ACTUATOR ▲



FRONT VIEW



REV.	ECN No.	DESCRIPTION	DATE	CHKD
A	13170	RELEASED FOR PRODUCTION	6/2/03	AR

TITLE		SCALE	DATE	DR	DWG	REV
400MSP1R1M6QE		2:1	6/2/03	AR	T411003	A

E-SWITCH®

THE INFORMATION CONTAINED IN THIS DOCUMENT IS PROPRIETARY TO E-SWITCH AND IS NOT TO BE COPIED OR TRANSFERRED