

Excellent Integrated System Limited

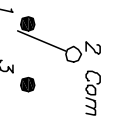
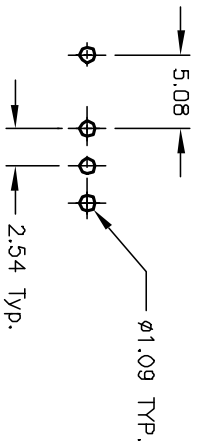
Stocking Distributor

Click to view price, real time Inventory, Delivery & Lifecycle Information:

[E-Switch](#)
[400MSP3R1REDM7QE](#)




For any questions, you can email us directly:

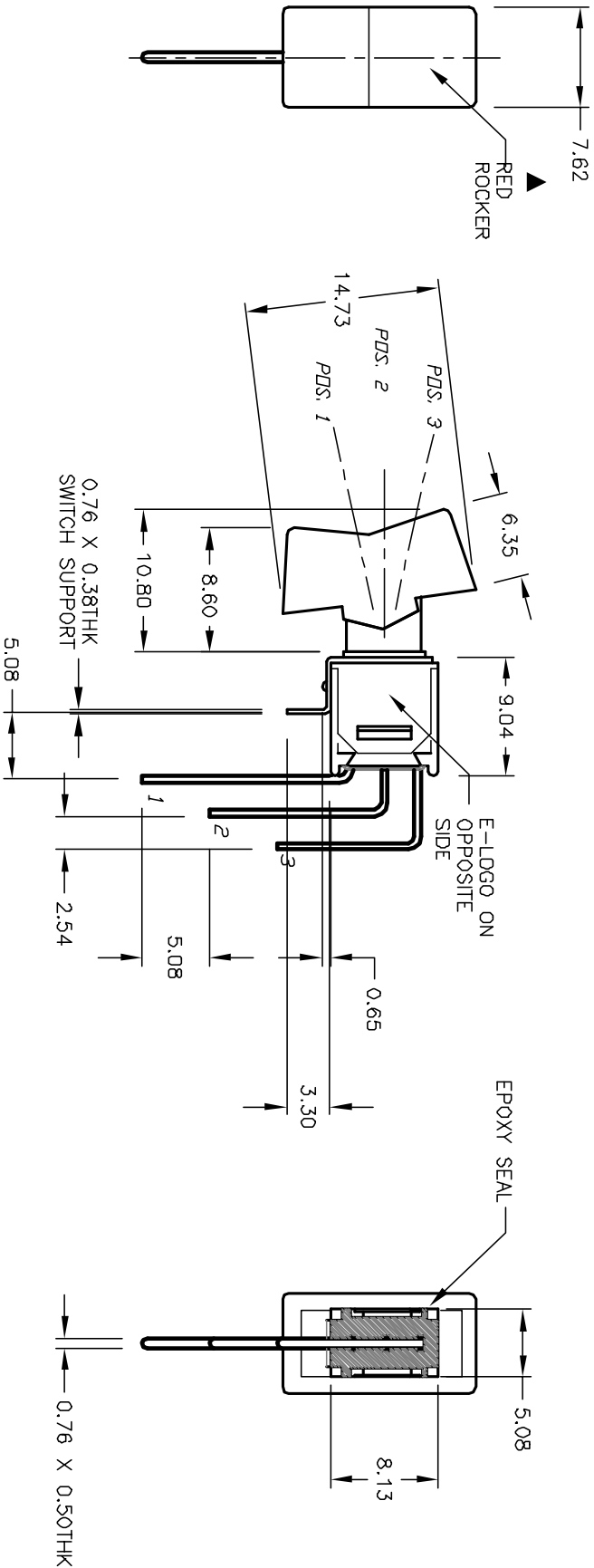
sales@integrated-circuit.com



CIRCUIT: SPDT
 CONTACT CONFIGURATION

RECOMMENDED P.C.B. LAYOUT

SWITCH FUNCTION		
PDS. 1	PDS. 2	PDS. 3
		
DN	DFF	DN
2-3	DPEV	2-1



- NOTES:
1. ALL DIMENSIONS IN MM
 2. GENERAL TOLERANCE: X.X=±0.4
X.XX=±0.25
 3. TERM. NOS. FOR REF. ONLY
 4. RATING: 3A @120VAC, OR 28VDC
1A @250VAC
 5. FIXED TERMINAL/MOVING CONTACT MATERIAL:
COPPER ALLOY w/SILVER PLATING
 6. ELECTRIC LIFE: 30,000 make-and-break cycles
at full load.
 7. INSULATION RESISTANCE: 1,000 M ohm min.
 8. DIELECTRIC STRENGTH: 1,000 V RMS @sea level.
 9. OPERATING TEMP. -50°C to +85°C
 10. ▲ DESIGNATE MAJOR FEATURE

REV.	B	ECN No.	12275
DESCRIPTION	REVISED AND REDRAWN		
DATE	6/27/02	CHKD	CJB
THE INFORMATION CONTAINED IN THIS DOCUMENT IS PROPRIETARY TO E-SWITCH AND IS NOT TO BE COPIED OR TRANSMITTED			

TITLE	400 MSP-3 R1 (RED) M7 QE		
SCALE	2:1	DATE	6/27/02
DR	CJB	DWG	T412003
REV	B		

