

Excellent Integrated System Limited

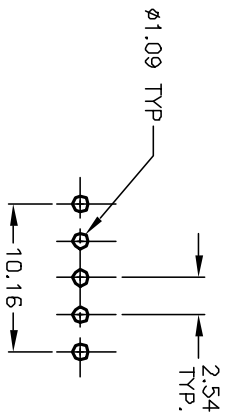
Stocking Distributor

Click to view price, real time Inventory, Delivery & Lifecycle Information:

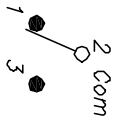
[E-Switch](#)
[400MSP5R1BLKVS2RE](#)

For any questions, you can email us directly:

sales@integrated-circuit.com



RECOMMENDED P.C.B. LAYOUT



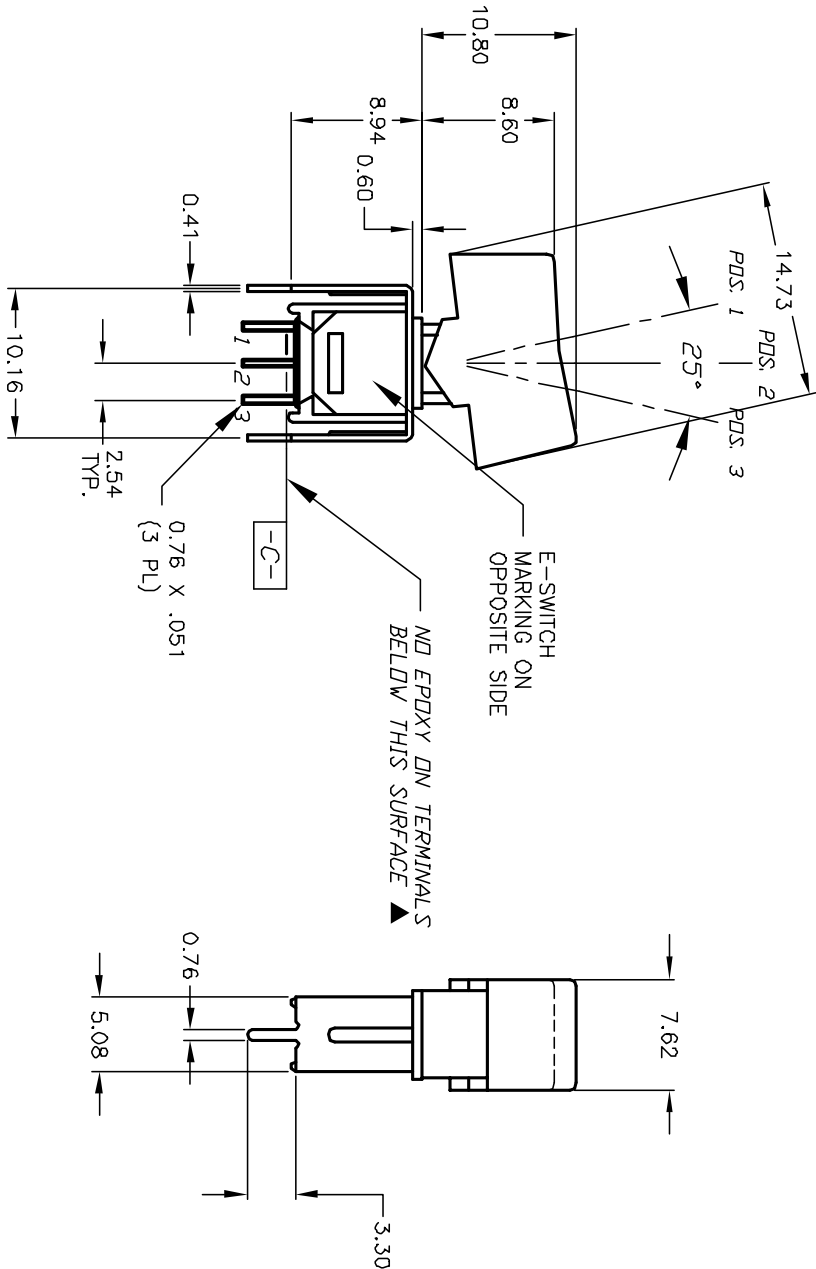
CIRCUIT: SPDT CONTACT CONFIGURATION

SWITCH FUNCTION			
POS. 1	POS. 2	POS. 3	
CN	OFF	CND	
2-3	DPEN	2-1	

() = MOMENTARY

NOTES:

1. ALL DIMENSIONS IN MM
2. GENERAL TOLERANCE: X.X=±0.4 X.XX=±0.25
3. TERM. NOS. FOR REF. ONLY
4. RATING: 0.4 (VA) MAX. @20 VAC or DC MAX.
5. FIXED TERMINAL/MOVING CONTACT: COPPER ALLOY W/GOLD PLATE
6. ELECTRICAL LIFE: 30,000 MAKE-AND-BREAK CYCLES AT FULL LOAD.
7. INSULATION RESISTANCE: 1000M OHM TYPICAL
8. DIELECTRIC STRENGTH: 1,000 V RMS @SEA LEVEL
9. OPERATING TEMP.: -30°C to 85°C



REV.	ECN No.	DESCRIPTION	DATE	CHKD
A	11998	RELEASED FOR PRODUCTION	3/13/02	CB

TITLE	SCALE	DATE	DR	DWG	REV
400 WSP-5 R1 (BLK) VS2 RE	2:1	3/13/02	CB	T411015	A

E-SWITCH®

THE INFORMATION CONTAINED IN THIS DOCUMENT IS PROPRIETARY TO E-SWITCH AND IS NOT TO BE COPIED OR TRANSMITTED