

## Excellent Integrated System Limited

Stocking Distributor

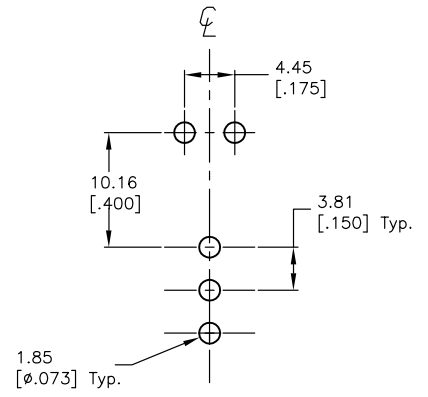
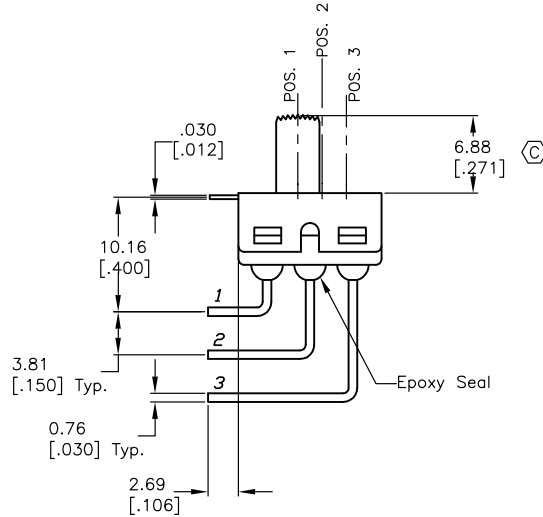
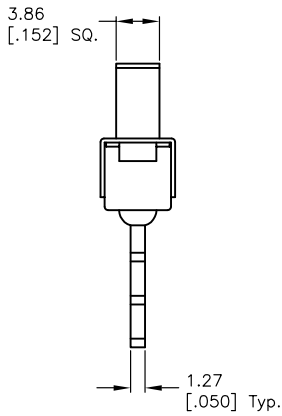
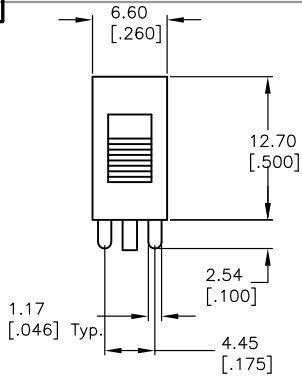
Click to view price, real time Inventory, Delivery & Lifecycle Information:

[E-Switch](#)  
[500SSP1S2M7QEA](#)

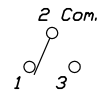
For any questions, you can email us directly:

[sales@integrated-circuit.com](mailto:sales@integrated-circuit.com)

SHEET OF



RECOMMEND P.C.B. LAYOUT



CIRCUIT: SPDT  
CONTACT CONFIGURATION

SWITCH FUNCTION		
POS. 1	POS. 2	POS. 3
DN	NONE	DN
2-1	OPEN	2-3

NOTES:

1. ALL DIMENSIONS IN MM [INCH]
2. GENERAL TOLERANCE: 0.0±0.4  
0.00±0.25
3. TERM. NOS. FOR REF. ONLY
4. RATING: 5A @120VAC or 28VDC; 2A @250VAC.
5. TRAVEL TO MAKE: 2.16 [.085]

**E-SWITCH®**

C	13412	CORRECT ACTUATOR LENGTH	8/29/03	AR
B	10292	REVISED & REDRAWN	7/27/99	
REV.	ECN No.	DESCRIPTION	DATE	CHKD

TITLE				
500 SSP-1 S2 M7 Q E A				
SCALE	DATE	DR	DWG	REV
2:1	7/2/96	MM	T511016	C

THE INFORMATION CONTAINED IN THIS DOCUMENT IS PROPRIETARY TO E-SWITCH AND IS NOT TO BE COPIED OR TRANSFERRED