

Excellent Integrated System Limited

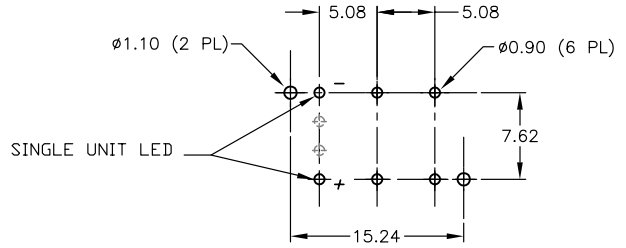
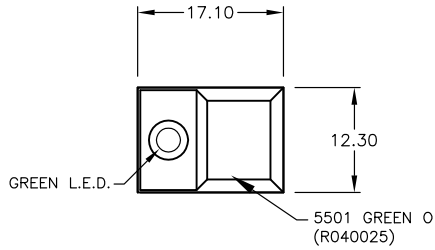
Stocking Distributor

Click to view price, real time Inventory, Delivery & Lifecycle Information:

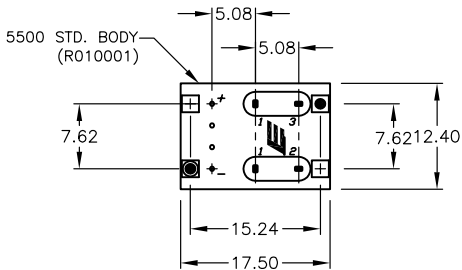
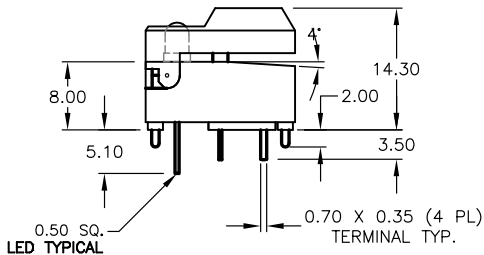
[E-Switch](#)
[5501MGRNGRN](#)

For any questions, you can email us directly:
sales@integrated-circuit.com

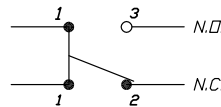
SHEET OF



RECOMMENDED P.C.B. LAYOUT



LED SPECIFICATION	SYMBOL	GRN L.E.D		UNITS
		MAX.	MIN.	
POWER DISSIPATION	P_D	100	--	mW
FORWARD VOLTAGE	V_F	2.8	1.9	2.2 V
REVERSE VOLTAGE	V_R	5		V
EMISSION WAVELENGTH	λ_P			570 nm
AVE. FORWARD CURRENT	I_{AF}	30	--	mA
REVERSE CURRENT	I_R	100	--	μ A
LUMINOUS INTENSITY	I_v	6.0	15.0	mcd



CIRCUIT: SPDT
CONTACT CONFIGURATION

NOTES:

1. ALL DIMENSIONS IN MM
2. GENERAL TOLERANCE: X.X=±0.4
X.XX=±0.25
3. TERM. NO. FOR REF. ONLY
4. RATING: 12mA @24V
5. FIXED CONTACT/MOVING CONTACT:
COPPER ALLOY W/GOLD PLATE
6. CONTACT BOUNCE: <5m SEC.
7. CONTACT RESISTANCE: <50milli-OHMS
8. TRAVEL: 2.5±0.2mm

E-SWITCH®

TITLE		5501MGRNGRN			
SCALE	DATE	DR	DWG	REV	
1.5:1	11/4/03	AR	XR0231P	A	

A	13575	RELEASED FOR PRODUCTION	11/4/03	AR
REV.	ECN No.	DESCRIPTION	DATE	CHKD
THE INFORMATION CONTAINED IN THIS DOCUMENT IS PROPRIETARY TO E-SWITCH AND IS NOT TO BE COPIED OR TRANSFERRED				