

Excellent Integrated System Limited

Stocking Distributor

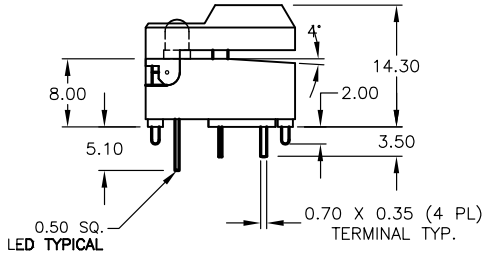
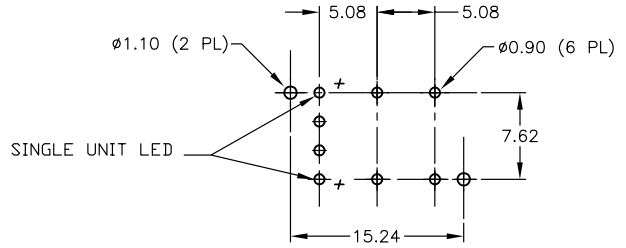
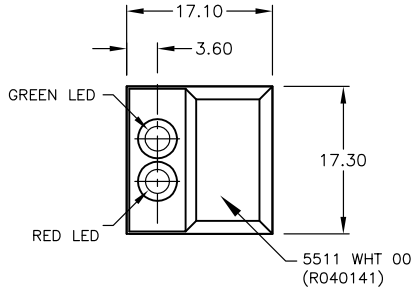
Click to view price, real time Inventory, Delivery & Lifecycle Information:

[E-Switch](#)
[5511MWHTREDGRN](#)

For any questions, you can email us directly:

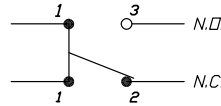
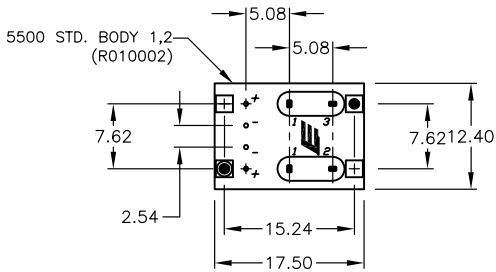
sales@integrated-circuit.com

SHEET OF



RECOMMENDED P.C.B. LAYOUT

LED SPECIFICATION	SYMBOL	RED L.E.D			GREEN L.E.D			UNITS
		MAX.	MIN.	TYP.	MAX.	MIN.	TYP.	
POWER DISSIPATION	P_D	80	--		100	--		mW
FORWARD VOLTAGE	V_F	2.8	1.9	2.2	2.8	1.9	2.2	V
REVERSE VOLTAGE	V_R	5	--		5	--		V
EMISSION WAVELENGTH	λ_P	--	--	695	--	--	570	nm
AVE. FORWARD CURRENT	I_{AF}	30	--		30	--		mA
LUMINOUS INTENSITY	I_v	0.7	--	22	6.0	--	15	mcd



CIRCUIT: SPDT
CONTACT CONFIGURATION

NOTES:

1. ALL DIMENSIONS IN MM
2. GENERAL TOLERANCE: X.X=±0.4
X.XX=±0.25
3. TERM. NO. FOR REF. ONLY
4. RATING: 12mA @24V
5. FIXED CONTACT/MOVING CONTACT:
COPPER ALLOY W/GOLD PLATE
6. CONTACT BOUNCE: <5m SEC.
7. CONTACT RESISTANCE: <50milli-OHMS

E-SWITCH®

REV.	ECN No.	DESCRIPTION	DATE	CHKD
A	13963	RELEASED FOR PRODUCTION	4/29/04	AR

TITLE					
5511MWHTRDGRN					
SCALE	DATE	DR	DWG	REV	
1.5:1	4/29/04	AR	XR0236P	A	

THE INFORMATION CONTAINED IN THIS DOCUMENT IS PROPRIETARY TO E-SWITCH AND IS NOT TO BE COPIED OR TRANSFERRED