

## Excellent Integrated System Limited

Stocking Distributor

Click to view price, real time Inventory, Delivery & Lifecycle Information:

[E-Switch](#)  
[700SP7B21M1QE](#)

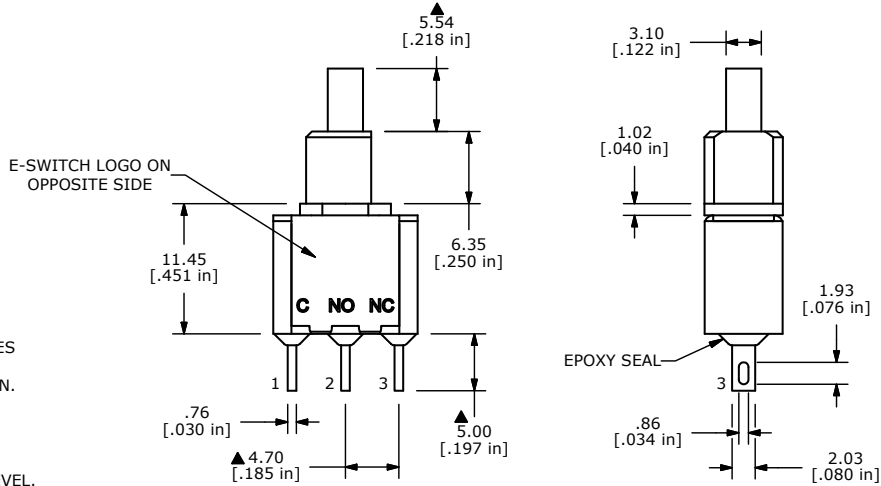
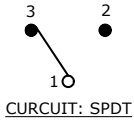
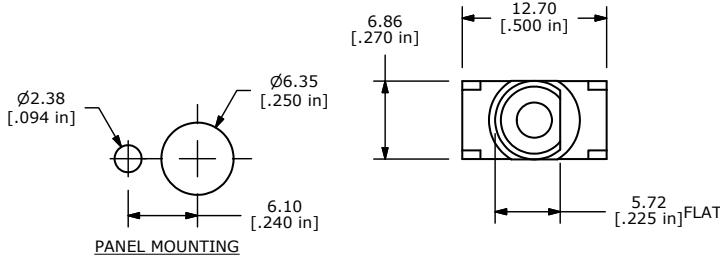
For any questions, you can email us directly:

[sales@integrated-circuit.com](mailto:sales@integrated-circuit.com)

SHEET 1 OF 1

SWITCH FUNCTION	
POS. 1	POS. 2
ON	(ON)
1-3	1-2

(ON)=MOMENTARY



- NOTE:
1. ALL DIMENSIONS IN MM [INCH]
  2. GENERAL TOLERANCE: X.X=±0.4 X.XX=±0.25
  3. TERMINAL NUMBERS FOR REF ONLY
  4. CONTACT MATERIAL: SILVER
  5. RATING: 3A @ 120 VAC OR 28 VDC 1A @ 250 VAC
  6. ELECTRIC LIFE: 50,000 MAKE-AND-BREAK CYCLES AT FULL LOAD
  7. INSULATION RESISTANCE: 1,000 MEGA-OHM MIN.
  8. ACUATION FORCE: 300 ± 100gf
  9. TRAVEL: 1.0 ± 0.2mm
  10. CONTACT RESISTANCE: 20 mOHM MAX. TYPICAL @ 2-4 VDC
  11. DIELECTRIC STRENGTH: 1,000 V RMS @ SEA LEVEL.
  12. OPERATING TEMP.: -30°C to 85°C
  13. ▲ DENOTES CRITICAL PARAMETER.
  14. 2002/95/EC (ROHS) COMPLIANT.

TITLE 700SP7B21M1QE				
B	19993	DRAWING CLEAN-UP / UPDATE	6/13/11	BGL
REV	PCR NO	DESCRIPTION	DATE	BY
<small>THE INFORMATION CONTAINED IN THIS DOCUMENT IS PROPRIETARY TO E-SWITCH AND IS NOT TO BE COPIED OR TRANSFERRED</small>				
SCALE	2:1	DATE	6/13/2011	DR BGL
DWG	T711051	REV	B	