Excellent Integrated System Limited

Stocking Distributor

Click to view price, real time Inventory, Delivery & Lifecycle Information:

E-Switch
800AWSP8M61QE

For any questions, you can email us directly:
sales@integrated-circuit.com

SHEET 1 OF 1

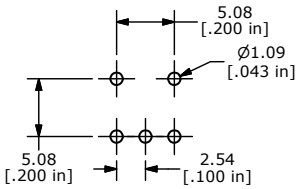

P.C. MOUNTING

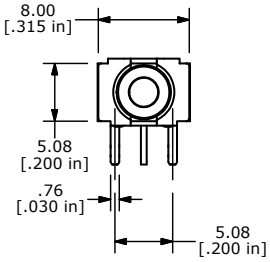

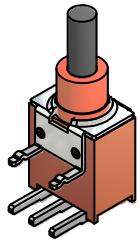

ISOMETRIC

▲

SWITCH FUNCTION	
POS. 1	POS. 2
ON	(ON)
2-1	2-3

(ON)=MOMENTARY

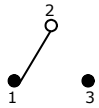

CIRCUIT SPDT

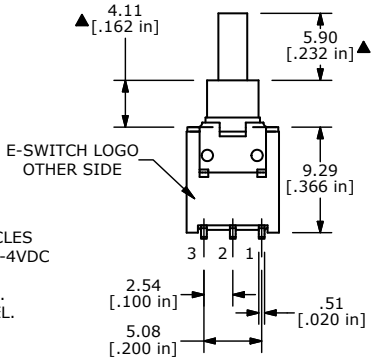

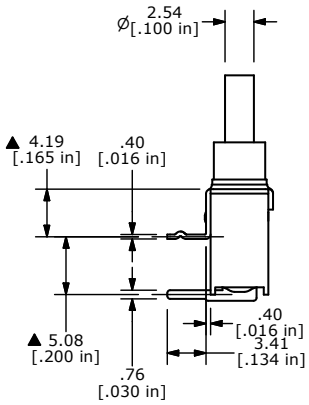

NOTE:
1. ALL DIMENSIONS IN MM [INCH]
2. GENERAL TOLERANCE: X.X=±0.4
   X.XX=±0.25
3. TERMINAL NUMBERS FOR REF ONLY
▲4. CONTACT MATERIAL: SILVER
▲5. RATING: 1A @ 250 VAC
   3A @ 120 VAC OR 28 VDC
6. MECHANICAL LIFE: 50,000 MAKE-AND-BREAK CYCLES
7. CONTACT RESISTANCE: 20 mΩ MAX. INITIAL @ 2-4VDC
   100mA FOR BOTH GOLD AND SILVER CONTACTS
8. INSULATION RESISTANCE: 1,000 MEGA-OHM MIN.
9. DIELECTRIC STRENGTH: 1,000 V RMS @SEA LEVEL.
10. OPERATING TEMP.: -30°C to 85°C
11. ▲DENOTES CRITICAL PARAMETER.
12. 2002/95/EC (ROHS) COMPLIANT

REV	PCR NO	DESCRIPTION	DATE	BY
B	20053	UPDATE DRAWING	07/15/11	BMA
A	15523	RELEASED	11/16/05	PH

THE INFORMATION CONTAINED IN THIS DOCUMENT IS PROPRIETARY TO E-SWITCH AND IS NOT TO BE COPIED OR TRANSFERRED

E•SWITCH®

TITLE	800AWSP8M61QE			
SCALE 2:1	DATE 11/15/2005	DR MM	DWG T833032	REV B