

Excellent Integrated System Limited

Stocking Distributor

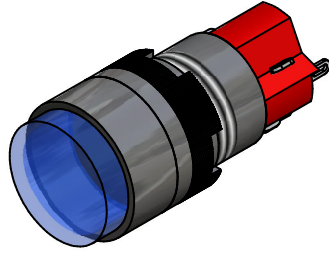
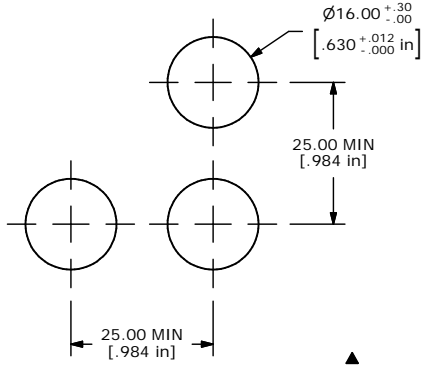
Click to view price, real time Inventory, Delivery & Lifecycle Information:

[E-Switch](#)
[D16EER11HYELBLU](#)

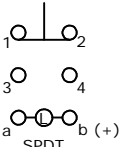
For any questions, you can email us directly:
sales@integrated-circuit.com

SHEET 1 OF 1

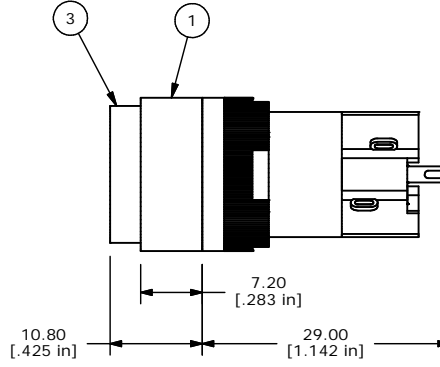
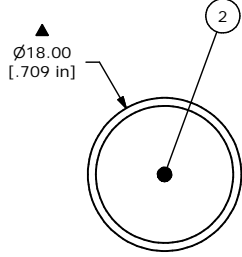
PARTS LIST			
ITEM	QTY	PART NUMBER	DESCRIPTION
1	1	F040006	D16EER11
2	1	F050418	50-004-18 6VDC YELLOW LED
3	1	F050101	50-001-01 CONCAVE BLUE



PANEL MOUNTING



CONTACT CONFIGURATION



- NOTE:
1. ALL DIMENSIONS IN MM [INCH]
 2. GENERAL TOLERANCE: X.X=±0.4
X.XX=±0.25
 3. TERMINAL NUMBERS FOR REF ONLY
 4. MECHANICAL LIFE: 2,000,000 OPERATIONS
 5. INSULATION RESISTANCE: 1,000 MILLI-OHM MIN.
 6. OPERATING TEMP.: -25°C to 55°C
 - ▲ 7. LED VOLTAGE: 6VDC YELLOW
 8. ▲ DENOTES CRITICAL PARAMETER.

E-SWITCH®

A	14451	RELEASED FOR PRODUCTION	11/3/04	AR
REV	PCR NO	DESCRIPTION	DATE	BY

TITLE D16EER11HYELBLU

THE INFORMATION CONTAINED IN THIS DOCUMENT IS PROPRIETARY TO E-SWITCH AND IS NOT TO BE COPIED OR TRANSFERRED

SCALE	DATE	DR	DWG	REV
2:1	11/3/04	AR	XF0609P	A