

Excellent Integrated System Limited

Stocking Distributor

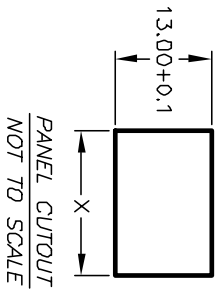
Click to view price, real time Inventory, Delivery & Lifecycle Information:

[E-Switch](#)
[R1966ABLKREDEFGRN](#)

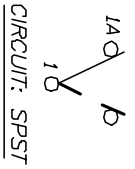
For any questions, you can email us directly:
sales@integrated-circuit.com

SHEET OF

PANEL THICKNESS	X dimension
0.75-1.25 [.030-.049]	19.2-01 [.756]
1.25-2.0 [.049-.079]	19.4-01 [.764]
2.0-3.0 [.079-.118]	19.8-01 [.780]



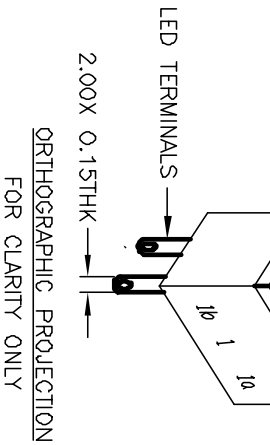
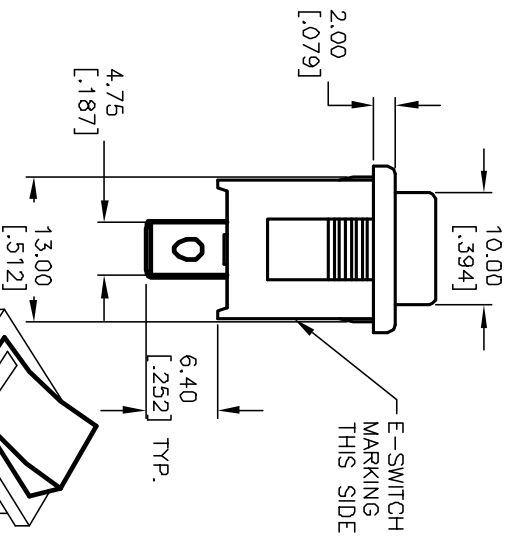
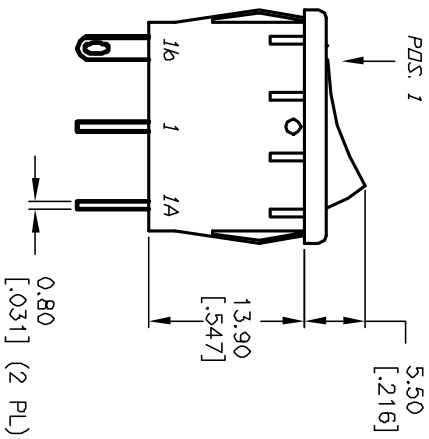
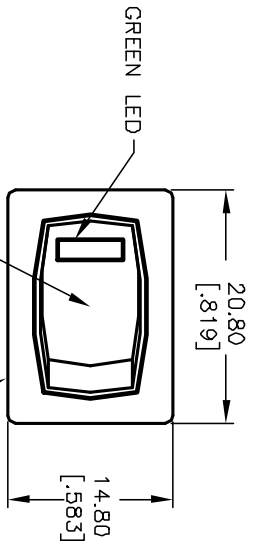
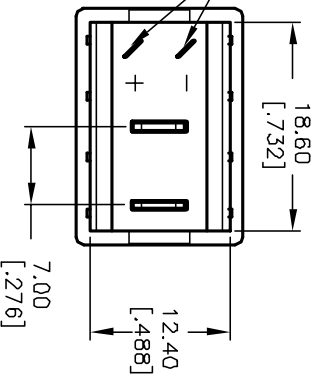
SWITCH FUNCTION	
POS. 1	POS. 2
DN	OFF
1-1a	OPEN



NOTES:

1. ALL DIMENSIONS IN MM [INCH]
2. GENERAL TOLERANCE: X.X=±0.4 X.XX=±0.25
3. TERMINAL NUMBERS FOR REF ONLY
4. RATING: 15A @ 125VAC OR 6A @ 250VAC
5. MATERIALS: (TERMINALS) SILVER PLATED COPPER (CONTACTS) COIN SILVER, SILVER PLATED.
6. CONTACT RESISTANCE: <20 Mega
7. ELECTRIC LIFE: 10,000 cycles
8. INSULATION RESISTANCE: >1000 Mega
9. DIELECTRIC STRENGTH: >1500V 1 minute >3000V between Poles

LED SOLDER TERMINALS 0.15 x 2.00



GREEN L.E.D

PARAMETERS	SYMBOL	MAX.	TYP.	UNITS
POWER DISSIPATION	P _d	80		mW
Ave FORWARD CURRENT	I _{AF}	--		mA
PEAK FORWARD CURRENT	I _{PF}	100		mA
REVERSE VOLTAGE	V _R	5		V
FORWARD VOLTAGE	V _F	2.6		V
REVERSE CURRENT	I _R		100	µA
EMISSION WAVELENGTH	λ _p		570	nm
LUMINOUS INTENSITY	I _v		30	mcđ

REV.	ECN No.	DESCRIPTION	DATE	CHKD
A	12505	RELEASED	10/23/02	CJB

TITLE	SCALE	DATE	DR	DWG	REV
R1966A BLK RED E F GRN	1.5:1	10/23/02	CB	M309203	A

E-SWITCH®

THE INFORMATION CONTAINED IN THIS DOCUMENT IS PROPRIETARY TO E-SWITCH AND IS NOT TO BE COPIED OR TRANSMITTED