

Excellent Integrated System Limited

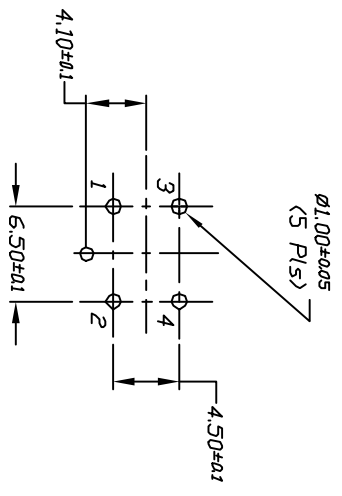
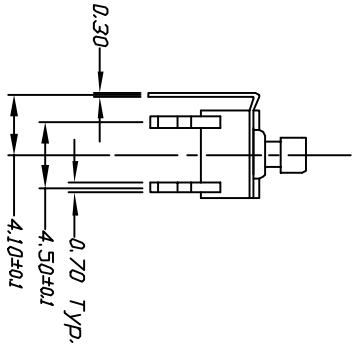
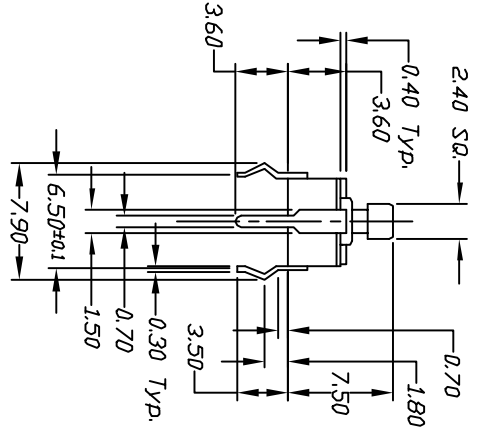
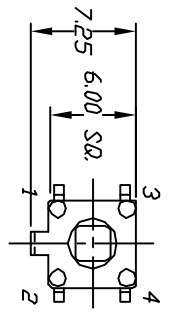
Stocking Distributor

Click to view price, real time Inventory, Delivery & Lifecycle Information:

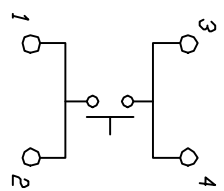
[E-Switch](#)
[TLE1105TF160Q](#)

For any questions, you can email us directly:

sales@integrated-circuit.com



RECOMMEND P.C.B. LAYOUT



CIRCUIT: SPST
 CONTACT CONFIGURATION

NOTES:

1. ALL DIMENSIONS IN MM
2. TERM NDS. FOR REF ONLY
3. RATING: 50mA, 12V DC
4. TRAVEL: 0.25±0.1mm
5. CONTACT RESISTANCE: 100m ohms Max.
6. ACTUATION FORCE, Typical 160±9gf.

REV.	DESCRIPTION	DATE	CHKD
B	REVISED & REDRAWN	6/5/98	

THE INFORMATION CONTAINED IN THIS DOCUMENT IS PROPRIETARY TO E-SWITCH AND IS NOT TO BE COPIED OR TRANSFERRED.

TOLERANCES	
0.0	±0.4
0.00	±0.25

SCALE	DATE	DR	DWG	REV
2:1	1/18/96	MM	P010106	B

TITLE: TL E 1105 T F160 Q

E-SWITCH