

## Excellent Integrated System Limited

Stocking Distributor

Click to view price, real time Inventory, Delivery & Lifecycle Information:

[CR Magnetics Inc.](#)

[CR4210-50](#)

For any questions, you can email us directly:

[sales@integrated-circuit.com](mailto:sales@integrated-circuit.com)

# Self Powered AC Current Transducer

DIN RAIL / PANEL MOUNT, AVERAGE RMS



CR4210 CR4211

Single Element - .79" Window  
2 to 200 AAC Input Range



CR4210S CR4211S

Single Element - 1.22" Window  
2 to 200 AAC Input Range

The **CR4210** and **CR4211** Series Current Transducers are self powered. These transducers are calibrated to provide a 0-5 VDC and 0-10 VDC signal that is proportional to the average RMS input AC current. Designed for multi-point current sensing, these devices provide excellent features in a high value package.

## Applications

Multi-point current sensing and control panels  
Remote current sensing  
Monitor motor faults  
Monitor heating elements  
Monitor lighting elements

## Features

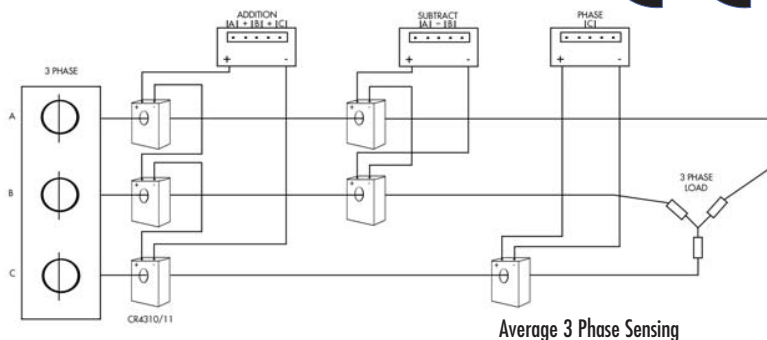
35mm DIN Rail or Panel Mount  
Available with 0 - 5 VDC or 0-10 VDC outputs  
Self powered, requires no external power source  
Use with external current transformers  
Low cost  
Connection diagram printed on case

## Regulatory Agencies

Recognized to UL 61010B-1  
Recognized to CAN/CSA-C22.2, No. 61010-1-2004  
Meets requirement of IEC 61010-1 and BS EN 61010-1



E199795



Average 3 Phase Sensing

All single phase current transducers are available in split core design. Simply put an "S" at the end of the prefix\*  
I.E. CR4210S-10  
\* Not UL Recognized

## PART NUMBERS

CR4210(S)	-		Single element with 0 - 5 VDC output (split core design)
CR4211(S)	-		Single element with 0 - 10 VDC output (split core design)*
*CR4210S and CR4211S only available in ranges 20 amps and above			

Add suffix for input range

2	-	0-2 AAC
5	-	0-5 AAC
10	-	0-10 AAC
20	-	0-20 AAC
50	-	0-50 AAC
70	-	0-70 AAC
100	-	0-100 AAC
150	-	0-150 AAC
200	-	0-200 AAC

Ranges available up to and including  
600 AAC

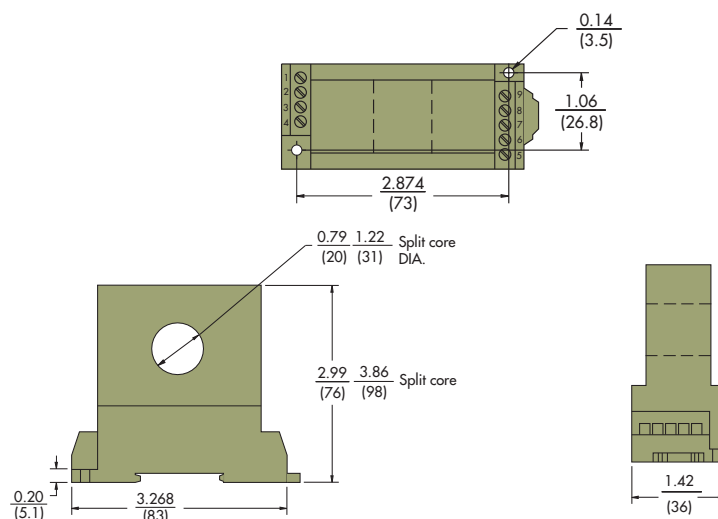
# Self Powered AC Current Transducer

DIN RAIL / PANEL MOUNT, AVERAGE RMS

## SPECIFICATIONS

Basic Accuracy:.....	0.5%	Cleaning:.....	Water-dampened cloth
Linearity:.....	10% to 100% FS	Output Load:.....	1M $\Omega$ or Greater
Thermal Drift:.....	500 PPM/°C	Response Time:.....	250 ms max., 0-90%FS
Operating Temperature:.....	0°C to +60°C	Relative Humidity:.....	80% for temperatures up to 31°C and decreasing linearly to 50% at 40°C
Installation Category:.....	CAT II	Supply Power:.....	Self powered (output voltage is obtained from current-sensing conductor)
Vibration Tested To:.....	IEC 60068-2-6,1995	Torque Specs:.....	3.0 inch lbs. (0.4Nm)
Pollution Degree:.....	2	Weight:.....	0.5 lbs.
Insulation Voltage:.....	2500 VDC		
Altitude:.....	2000 meter max.		
Frequency Range:.....	50Hz - 400Hz		
Calibration:.....	Average Sensing, RMS Calibrated		
MTBF:.....	Greater than 100 K Hours		

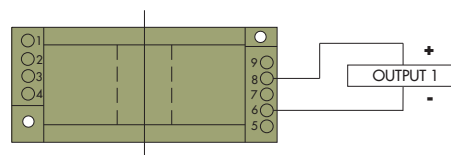
## OUTLINE DRAWING



1 hole: 0.79(20) Dia. for CR4210 & 4211 (shown)

## CONNECTION DIAGRAM

Request CR Magnetics Low & Medium Voltage Current Transformers Catalog.



**CR4210** Single Element 0 - 5 VDC Output

**CR4211** Single Element 0 - 10 VDC Output

NOTE: The building installation must have a switch or circuit-breaker that is in close proximity and within easy reach of the operator. The switch or circuit breaker shall be marked as the disconnecting device for the equipment.