

## Excellent Integrated System Limited

Stocking Distributor

Click to view price, real time Inventory, Delivery & Lifecycle Information:

[Molex Connector Corporation](#)

[62201-8601](#)

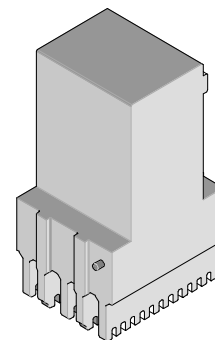
For any questions, you can email us directly:

[sales@integrated-circuit.com](mailto:sales@integrated-circuit.com)

I-Trac™ Backplane Press-In Tool



**I-Trac™ Backplane Module Installation  
 Application Tooling Specification  
 Press-In Tool  
 Order No. 62201-8601**



**FEATURES**

- Polarized tool prevents product damage.
- Tool provides uniform distribution of press force across entire pin array.
- May be used as a stand-alone tool or mounted in an optional holder with other Molex press-in tools.

**SCOPE**

Products: I-Trac™ Backplane Signal Module Assembly, 75705 Series 5 Column Assemblies. See Product List below for specific part numbers.

**Product List**

The following is a partial list of the product order numbers and their specifications this tool is designed to run. Updates to this list are available on [www.molex.com](http://www.molex.com).

75705 Series Numbers					
Guide Style	Columns	Assembly Order Number			
Open	5	75705-0502	75705-0503	75705-0504	75705-0505
Left End Wall		75705-0512	75705-0513	75705-0514	75705-0515
Dual End Wall		75705-0522	75705-0523	75705-0524	75705-0525
Right End Wall		75705-0532	75705-0533	75705-0534	75705-0535
Open		75705-1502	75705-1503	75705-1504	75705-1505
Left End Wall		75705-1512	75705-1513	75705-1514	75705-1515
Dual End Wall		75705-1522	75705-1523	75705-1524	75705-1525
Right End Wall		75705-1532	75705-1533	75705-1534	75705-1535
Guide Left	5	75705-2502	75705-2503	75705-2504	75705-2505
		75705-2512	75705-2513	75705-2514	75705-2515
		75705-2522	75705-2523	75705-2524	75705-2525
		75705-2532	75705-2533	75705-2534	75705-2535
		75705-2542	75705-2543	75705-2544	75705-2545
		75705-2552	75705-2553	75705-2554	75705-2555
		75705-2562	75705-2563	75705-2564	75705-2565
		75705-2572	75705-2573	75705-2574	75705-2575
		75705-2582	75705-2583	75705-2584	75705-2585
		75705-3502	75705-3503	75705-3504	75705-3505
		75705-3512	75705-3513	75705-3514	75705-3515
		75705-3522	75705-3523	75705-3524	75705-3525
		75705-3532	75705-3533	75705-3534	75705-3535
		75705-3542	75705-3543	75705-3544	75705-3545
		75705-3552	75705-3553	75705-3554	75705-3555
		75705-3562	75705-3563	75705-3564	75705-3565
75705-3572	75705-3573	75705-3574	75705-3575		
75705-3582	75705-3583	75705-3584	75705-3585		
Guide Right	5	75705-4502	75705-4503	75705-4504	75705-4505
		75705-4512	75705-4513	75705-4514	75705-4515
		75705-4522	75705-4523	75705-4524	75705-4525

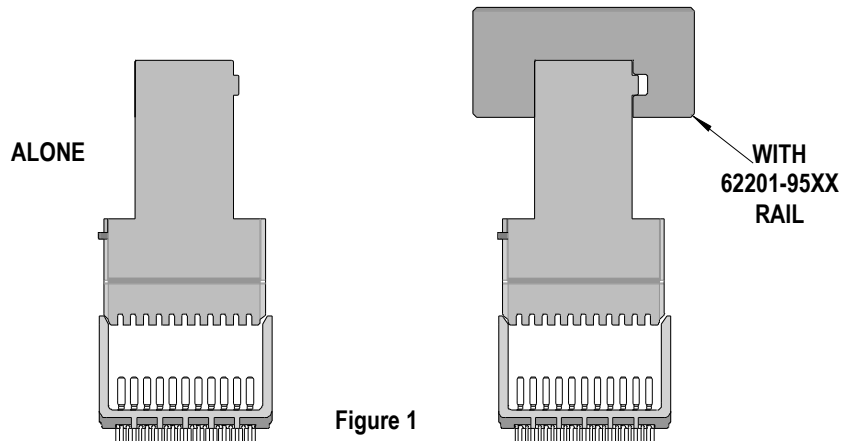
I-Trac™ Backplane Press-In Tool

		75705 Series Numbers			
Guide Style	Columns	Assembly Order Number			
Guide Right	5	75705-4532	75705-4533	75705-4534	75705-4535
		75705-4542	75705-4543	75705-4544	75705-4545
		75705-4552	75705-4553	75705-4554	75705-4555
		75705-4562	75705-4563	75705-4564	75705-4565
		75705-4572	75705-4573	75705-4574	75705-4575
		75705-4582	75705-4583	75705-4584	75705-4585
		75705-5502	75705-5503	75705-5504	75705-5505
		75705-5512	75705-5513	75705-5514	75705-5515
		75705-5522	75705-5523	75705-5524	75705-5525
		75705-5532	75705-5533	75705-5534	75705-5535
		75705-5542	75705-5543	75705-5544	75705-5545
		75705-5552	75705-5553	75705-5554	75705-5555
		75705-5562	75705-5563	75705-5564	75705-5565
		75705-5572	75705-5573	75705-5574	75705-5575
		75705-5582	75705-5583	75705-5584	75705-5585
Guide Left With End Wall	5	75705-6502	75705-6503	75705-6504	75705-6505
		75705-6512	75705-6513	75705-6514	75705-6515
		75705-6522	75705-6523	75705-6524	75705-6525
		75705-6532	75705-6533	75705-6534	75705-6535
		75705-6542	75705-6543	75705-6544	75705-6545
		75705-6552	75705-6553	75705-6554	75705-6555
		75705-6562	75705-6563	75705-6564	75705-6565
		75705-6572	75705-6573	75705-6574	75705-6575
		75705-6582	75705-6583	75705-6584	75705-6585
		75705-7502	75705-7503	75705-7504	75705-7505
		75705-7512	75705-7513	75705-7514	75705-7515
		75705-7522	75705-7523	75705-7524	75705-7525
		75705-7532	75705-7533	75705-7534	75705-7535
		75705-7542	75705-7543	75705-7544	75705-7545
		75705-7552	75705-7553	75705-7554	75705-7555
		75705-7562	75705-7563	75705-7564	75705-7565
		75705-7572	75705-7573	75705-7574	75705-7575
		75705-7582	75705-7583	75705-7584	75705-7585
Guide Right With End Wall	5	75705-8502	75705-8503	75705-8504	75705-8505
		75705-8512	75705-8513	75705-8514	75705-8515
		75705-8522	75705-8523	75705-8524	75705-8525
		75705-8532	75705-8533	75705-8534	75705-8535
		75705-8542	75705-8543	75705-8544	75705-8545
		75705-8552	75705-8553	75705-8554	75705-8555
		75705-8562	75705-8563	75705-8564	75705-8565
		75705-8572	75705-8573	75705-8574	75705-8575
		75705-8582	75705-8583	75705-8584	75705-8585
		75705-9502	75705-9503	75705-9504	75705-9505
		75705-9512	75705-9513	75705-9514	75705-9515
		75705-9522	75705-9523	75705-9524	75705-9525
		75705-9532	75705-9533	75705-9534	75705-9535
		75705-9542	75705-9543	75705-9544	75705-9545
		75705-9552	75705-9553	75705-9554	75705-9555
		75705-9562	75705-9563	75705-9564	75705-9565
		75705-9572	75705-9573	75705-9574	75705-9575
		75705-9582	75705-9583	75705-9584	75705-9585

I-Trac™ Backplane Press-In Tool

**Tool Setup**

Depending on the number of connectors to be installed and/or the press used, this tool can be used alone or with a group of press-in tools, mounted in a 62201-95XX rail (ordered separately). See Figure 1.



**Tool Installation continued**

The 62201-95XX rail is available in a variety of lengths to accommodate multiple press-in tools.

Rail Part Number	Rail Overall Length
62201-9501	24mm (0.94 in)
62201-9502	72mm (2.83 in)
62201-9503	156mm (6.14 in)
62201-9504	216mm (8.50 in)
62201-9509	254mm (10.0 in)
62201-9511	305mm (12.0 in)

Reference: This Press-In Tool is 18.5mm (0.73 in.) long.

**Printed Circuit Board (PCB) Support**

The I-Trac™ connectors require up to 1.81kg (4 lb) of force per pin to press into the PCB. To prevent excessive PCB flexure and/or damage to the PCB, a support plate is strongly recommended directly beneath the connector hole pattern.

Due to the custom nature of every application, Molex does not offer any PCB support plate. The customer must furnish their own support plate.

When creating the PCB support plate, remember to allow clearance for the connector pins as they pass through the PCB thickness.

I-Trac™ Backplane Press-In Tool

**Press Equipment Recommendations**

Many types of presses can be used to install I-Trac™ connectors, but to assure consistent connector installation Molex recommends the following press criteria:

1. The capability to detect force variations as low as 4.5kg (10 lb) during the press-in cycle; excessive force measurements should stop the press-in cycle.
2. The rate of pressing can be regulated as low as 0.13mm (0.005 in) per second.
3. Press stroke control to within 0.25mm (0.010 in).
4. Total press stroke must be at least 19mm (0.75 in).
5. For statistical purposes, automatic collection of force and distance data.

**Tool Operation**

1. Carefully insert, by hand, the backplane signal module(s) into the PCB hole pattern. Make sure the connector(s) are oriented properly by confirming the location of the #1 circuit notch with respect to the PCB layout.
2. Insert the application tool into the header assembly with the orientation peg on the tool entering the #1 circuit notch at the top of the connector housing. See Figure 2.

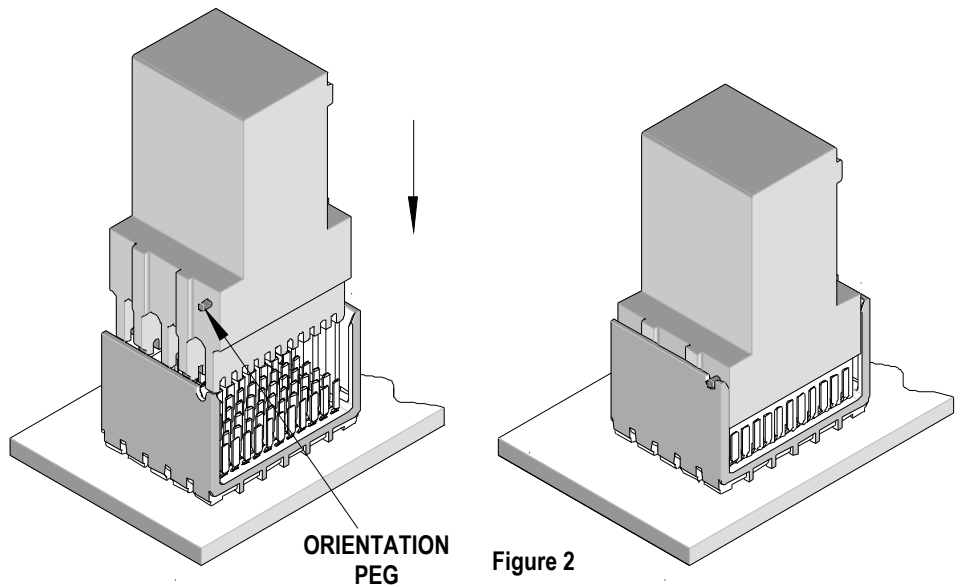


Figure 2

3. Using the application tool and an appropriate press, seat the header assembly until there is less than 0.10mm (.004 in) clearance between the bottom of the plastic housing and the surface of the PCB. See Figure 3.

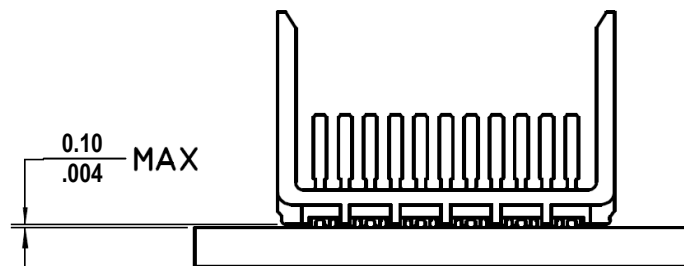


Figure 3

There should be no broken stand-offs along the perimeter of the part (an indication of over-pressing).

I-Trac™ Backplane Press-In Tool

**CAUTION:** To prevent injury, never operate any press without the guards in place. Refer to the press manufacturer's instruction manual.

**CAUTION:** Molex application tooling specifications are valid only when used with Molex connectors and tooling.

**Contact Information**

For more information on Molex application tooling please contact Molex at 1-800-786-6539.

**Americas Headquarters**  
Lisle, Illinois 60532 U.S.A.  
1-800-78MOLEX  
amerinfo@molex.com

**Far East North Headquarters**  
Yamato, Kanagawa, Japan  
81-462-65-2324  
feninfo@molex.com

**Far East South Headquarters**  
Jurong, Singapore  
65-6-268-6868  
fesinfo@molex.com

**European Headquarters**  
Munich, Germany  
49-89-413092-0  
eurinfo@molex.com

**Corporate Headquarters**  
2222 Wellington Ct.  
Lisle, IL 60532 U.S.A.  
630-969-4550  
Fax: 630-969-1352

Visit our Web site at <http://www.molex.com>