

Excellent Integrated System Limited

Stocking Distributor

Click to view price, real time Inventory, Delivery & Lifecycle Information:

[3M](#)

[957214-2000-AR-TP](#)


For any questions, you can email us directly:

sales@integrated-circuit.com

3M™ Box Header

2 mm x 2 mm, Surface Mount

957 Series



- High temperature dielectric
- “No lead” wave and reflow solder compatible
- Optimizes use of PC board space
- Center slot polarization prevents mis-insertions and reduces insertion time
- RoHS Compliant. See the Regulatory Information Appendix (RIA) in the RoHS compliance section of www.3Mconnectors.com for compliance information (RIA E1 & C1 apply)

Date Modified: November 26, 2012

TS-2175-E
Sheet 1 of 2

Physical

Insulation

Material: High Temperature Thermoplastic

Flammability: UL 94V-0

Color: Black

Contact

Material: Square Pin □ 0.5 mm, Copper Alloy

Plating

Underplating: 1.25–2.5 μm [50-100 μ”] Nickel

Wiping Area: Flash Gold

Solder Tail Area: 1–3 μm [40–118 μ”] Matte Tin

Electrical

Current Rating: 1 A

Insulation Resistance: $> 5 \times 10^8$ Ohm at 100 V_{DC}

Withstanding Voltage: 1000 V_{DC}

Transition Resistance: ≤ 20 mOhm

Environmental

Temperature Range: -40 °C to +105 °C

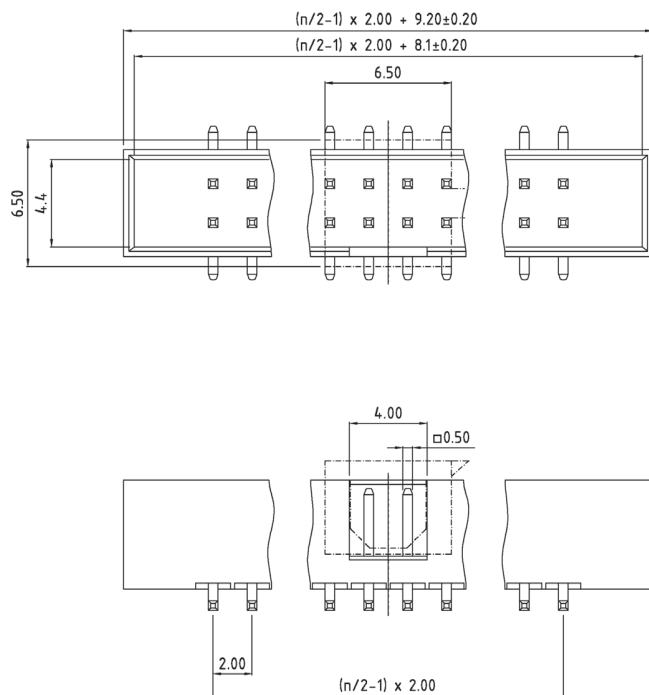
Processing Temperature: max. 260 °C (Profile per J-STD-020C)

Moisture Sensitivity Level: 1 (per J-STD-020C)

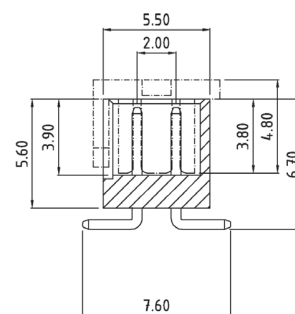
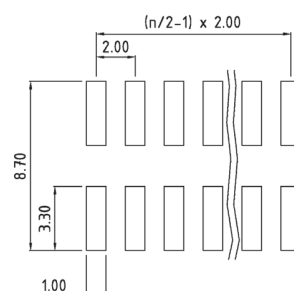
3M™ Box Header

2 mm x 2 mm, Surface Mount

957 Series



PCB-Layout



Tape & Reel Option					
Contact Quantity	10-12	14-24	26-34	40-50	60-68
Tape Width [mm]	32	44	56	72	88

n = No. of Contacts

Tolerance Unless Noted [mm]				
Nominal Size	0.5-3	3-6	6-30	30-120
Linear Dim	+/- 0.1	+/- 0.1	+/- 0.2	+/- 0.3
Radii	+/- 0.2	+/- 0.5	+/- 1	+/- 1

Ordering Information

9572XX - 2000 - AR - XX (RIA E1 & C1 Apply)

Rows:
2 = 2 Row

Contact Quantity:
10; 12; 14; 16; 20;
22; 24; 26; 30; 32;
34; 40; 44; 50; 60;
64; 68

Mounting Style:
2 = Surface Mount

Locating Post
0 = None

Packaging:
TP = Tube without Pad
PT = Tube with Pad
PR = Tape & Reel with Pad

TS-2175-E
Sheet 2 of 2

Important Notice

All statements, technical information, and recommendations related to 3M's products are based on information believed to be reliable, but the accuracy or completeness is not guaranteed. Before using this product, you must evaluate it and determine if it is suitable for your intended application. You assume all risks and liability associated with such use. Any statements related to the product which are not contained in 3M's current publications, or any contrary statements contained on your purchase order shall have no force or effect unless expressly agreed upon, in writing, by an authorized officer of 3M.

Warranty; Limited Remedy; Limited Liability.

This product will be free from defects in material and manufacture for a period of ninety (90) days from the time of purchase. **3M MAKES NO OTHER WARRANTIES INCLUDING, BUT NOT LIMITED TO, ANY IMPLIED WARRANTY OF MERCHANTABILITY OR FITNESS FOR A PARTICULAR PURPOSE.** If this product is defective within the warranty period stated above, your exclusive remedy shall be, at 3M's option, to replace or repair the 3M product or refund the purchase price of the 3M product. **Except where prohibited by law, 3M will not be liable for any indirect, special, incidental or consequential loss or damage arising from this 3M product, regardless of the legal theory asserted.**

**3M Electronics Solutions Division**

6801 River Place Blvd.
Austin, TX 78726-9000
U.S.A.
1-800-225-5373
www.3Mconnectors.com

Please recycle. Printed in USA.
© 3M 2012. All rights reserved.
RIA-2217B-E

3M is a trademark of 3M Company.