

Excellent Integrated System Limited

Stocking Distributor

Click to view price, real time Inventory, Delivery & Lifecycle Information:

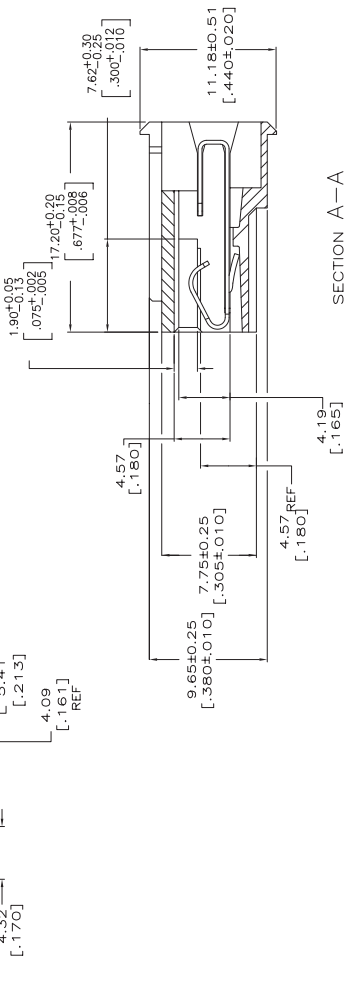
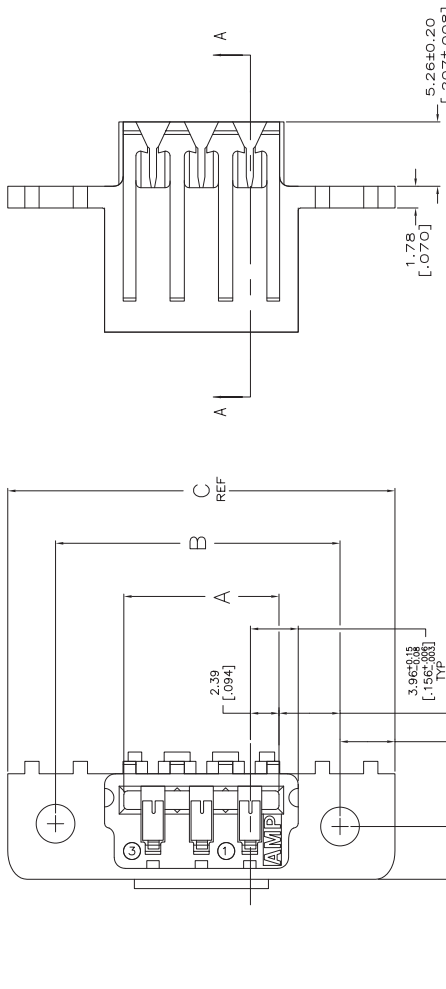
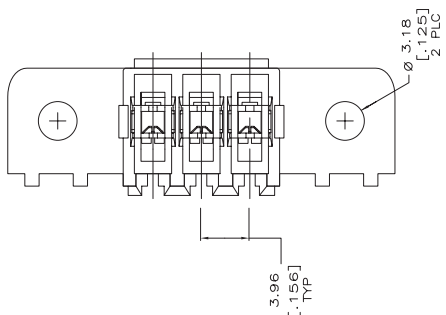
[TE Connectivity AMP Connectors](#)
[3-640868-3](#)

For any questions, you can email us directly:

sales@integrated-circuit.com

REV	DATE	BY	CHKD	DESCRIPTION
1	201007	KW	DB	ECO-07-012807

- MATERIAL:
CONNECTOR: POLYESTER UL94V-0 (BLUE).
CONTACTS: 0.50 [.012] THK COPPER ALLOY.
 - CONTACT ACCEPT #26 AWG WIRE WITH 2.41 [.095] MAXIMUM INSULATION DIAMETER.
 - CONNECTOR MATES WITH 1.57±0.20 [.062±.008] THICK PC BOARD.
 - HOUSING FEATURES: CLOSED END, STANDARD MOUTH WITH MOUNTING EARS.
- △ CONTACT FINISH: BRIGHT TIN-LEAD 0.00203 [.000080] MIN THK.
△ CONTACT FINISH: MATTE WHISKER MITIGATED TIN 0.00203 [.000080] MIN THICKNESS OVER NICKEL UNDERPLATE.



RECOMMENDED PANEL CUTOUT

NO.	DESCRIPTION	QTY.	UNIT	NO. OF CIRCUITS
1	95.50 [3.760] 114.91 [4.524] 106.73 [4.202] 95.91 [3.776] 24			5-640868-4
2	91.54 [3.604] 110.95 [4.368] 102.77 [4.046] 91.95 [3.620] 23			5-640868-3
3	87.58 [3.448] 106.98 [4.212] 98.81 [3.890] 87.99 [3.464] 22			5-640868-2
4	83.62 [3.292] 103.02 [4.056] 94.84 [3.734] 84.02 [3.308] 21			5-640868-1
5	79.65 [3.136] 99.06 [3.900] 90.88 [3.578] 80.06 [3.152] 20			5-640868-0
6	71.73 [2.824] 91.14 [3.588] 82.96 [3.266] 72.14 [2.840] 18			4-640868-8
7	59.84 [2.356] 79.25 [3.120] 71.07 [2.798] 60.25 [2.372] 15			4-640868-5
8	47.96 [1.888] 67.36 [2.652] 59.18 [2.330] 48.36 [1.904] 12			4-640868-2
9	36.07 [1.420] 55.47 [2.184] 47.29 [1.862] 36.47 [1.436] 9			3-640868-6
10	24.18 [952] 43.59 [1.716] 35.41 [1.394] 24.59 [968] 6			3-640868-6
11	12.29 [484] 31.70 [1.248] 23.52 [926] 12.70 [500] 3			3-640868-3
12	95.50 [3.760] 114.91 [4.524] 106.73 [4.202] 95.91 [3.776] 24			2-640868-4
13	91.54 [3.604] 110.95 [4.368] 102.77 [4.046] 91.95 [3.620] 23			2-640868-3
14	87.58 [3.448] 106.98 [4.212] 98.81 [3.890] 87.99 [3.464] 22			2-640868-2
15	83.62 [3.292] 103.02 [4.056] 94.84 [3.734] 84.02 [3.308] 21			2-640868-1
16	79.65 [3.136] 99.06 [3.900] 90.88 [3.578] 80.06 [3.152] 20			2-640868-0
17	71.73 [2.824] 91.14 [3.588] 82.96 [3.266] 72.14 [2.840] 18			1-640868-8
18	59.84 [2.356] 79.25 [3.120] 71.07 [2.798] 60.25 [2.372] 15			1-640868-5
19	47.96 [1.888] 67.36 [2.652] 59.18 [2.330] 48.36 [1.904] 12			1-640868-2
20	36.07 [1.420] 55.47 [2.184] 47.29 [1.862] 36.47 [1.436] 9			640868-9
21	24.18 [952] 43.59 [1.716] 35.41 [1.394] 24.59 [968] 6			640868-6
22	12.29 [484] 31.70 [1.248] 23.52 [926] 12.70 [500] 3			640868-3

THIS DRAWING IS A CONTROLLED DOCUMENT. SEE NOTE 1

DATE: 11/15/07

REV: 1

DESCRIPTION: CARD EDGE CONNECTOR ASSEMBLY, 26 AWG/PANEL MOUNT

QTY: 1

UNIT: 1

NO. OF CIRCUITS: 1

REVISIONS: 1

DATE: 11/15/07

BY: KJ

CHKD: DB

DESCRIPTION: ECO-07-012807

REVISIONS: 1

DATE: 11/15/07

BY: KJ

CHKD: DB

DESCRIPTION: ECO-07-012807



RECOMMENDED P.C. BOARD LAYOUT

