



## Excellent Integrated System Limited

Stocking Distributor

Click to view price, real time Inventory, Delivery & Lifecycle Information:

[Amphenol Commercial Products](#)  
[1573250010](#)

For any questions, you can email us directly:

[sales@integrated-circuit.com](mailto:sales@integrated-circuit.com)

This document is the property of Amphenol Corporation and is delivered on the express condition that it is not to be disclosed, reproduced or used, in whole or in part, for manufacturing or sale, by anyone other than Amphenol Corporation without its prior consent. It shall be returned to Amphenol Corporation if it is not used in accordance with the terms of this document.

REVISIONS				
SYM	ECN	DESCRIPTION	DATE	APPROVED
B	HK	INITIAL RELEASE	03/29/01	Y.M.LEE
C		ADD CHOP OF ROHS	12/20/05	JP

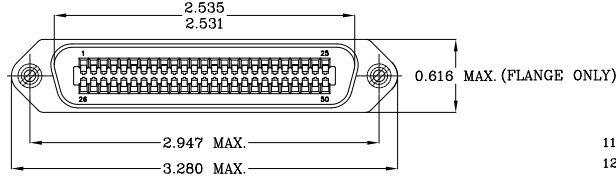
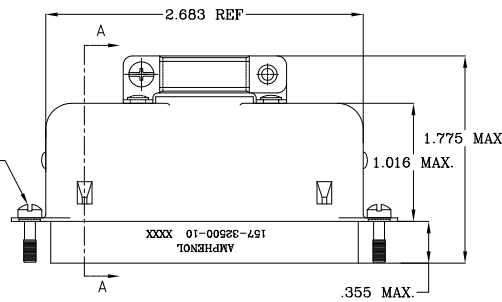
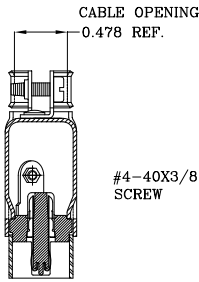
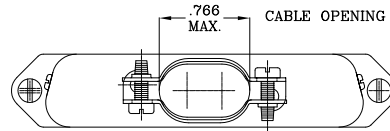


TABLE 1

CONNECTOR SIZES	AVERAGE MATING FORCE (POUNDS)
14	5
24	8
36	12
50	15
64	19

- 11) CONTACT RETENTION FORCE: 2 LBS MAX.
- 12) DURABILITY: 250 CYCLES MIN.
- 13) VIBRATION: NO INTERRUPTIONS < 1u SEC.
- 14) OPERATING TEMPERATURE: -55°C TO +105°C (-67°F TO +221°F)

**SPECIFICATIONS:**

- 1) INSULATION DISPLACEMENT CONTACTS: TO ACCOMMODATE 24-26 AWG SOLID AND 26-28 STRANDED CONNECTOR WIRES.
- 2) DIELECTRIC: PBT GLASS FIBER RE-INFORCED, UL-94V0
- 3) CONTACT MATERIAL: COPPER ALLOY
- 4) CONTACT: 20 MICRO-INCHES MIN. GOLD MATING AREA; 3-5 MICRO-INCHES GOLD TERMINAL AREA; 50 MICRO-INCHES MIN. NICKEL UNDERPLATING ALL OVER.
- 5) SHELL MATERIAL: ZINC PLATED STEEL WITH CLEAR CHROMATE COATING
- 6) CURRENT CAPACITY: 5 AMPS/CONTACT
- 7) VOLTAGE RATING: 700 VOLTS D.C. AT SEA LEVEL  
200 VOLTS D.C. AT 70,000 FEET
- 8) INSULATION RESISTANCE: >5000 M OHM
- 9) DIELECTRIC WITHSTANDING VOLTAGE: 1200 VAC (RMS) AT SEA LEVEL
- 10) CONNECTOR MATING FORCE: REFER TO TABLE 1.

CUSTOMER INFORMATION DRAWING

ITEM NO	PART OR IDENTIFICATION NO	NOMENCLATURE OR DESCRIPTION	QTY	REC'D
PARTS LIST				
UNLESS OTHERWISE SPECIFIED TOLERANCES		APPROVAL	DATE	Amphenol
U.S. METRIC		DRAWN XS.GUO	12/5/05	
X +/- 0.020		CHECKED		
.XX +/- 0.010		CHECKED		
.XXX +/- 0.005		DRAWING FILE : \\DRAWING\157\C1573250010.DWG		TITLE 50 CONTACT SIZE MICROPIERCE CABLE MOUNTED CONNECTOR PLUG ASSEMBLY, 4-40 MTG.SCREW
FRACTIONS +/-		ANGLE OF PROJECTION	SIZE	
ANGLES +/- 1°			DRAWING NO.	
FOR MATERIALS AND FINISHES SEE NOTES			REV.	
REMOVE SHARP EDGES			A3	C
DIMENSIONS			SCALE	SHEET 1 OF 1
U.S. INCHES			NONE	
-(METRIC)-				