

Excellent Integrated System Limited

Stocking Distributor

Click to view price, real time Inventory, Delivery & Lifecycle Information:

[Amphenol Commercial Products](#)
[5730140](#)

For any questions, you can email us directly:

sales@integrated-circuit.com

This document is the property of Amphenol Corporation and is delivered on the express condition that it is not to be retransmitted, reproduced, or used, in whole or in part, for manufacture or sale, by anyone other than Amphenol Corporation without its prior consent. It shall be right is granted to disclose or to use any information in this document.

REVISIONS				
SYM	ECH	DESCRIPTION	DATE	APPROVED
A	HK	PRELIMINARY RELEASE	12/24/02	Y.M.LEE
B	HK#	ADD CHOP OF ROHS	12/14/05	IP

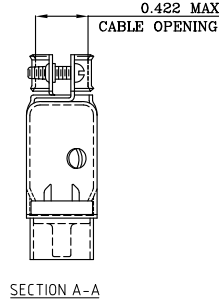
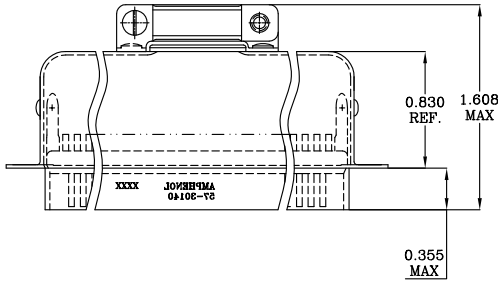
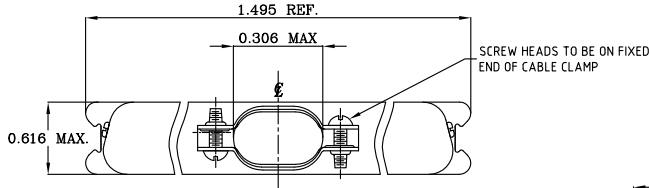


TABLE 1

CONNECTOR SIZES	AVERAGE MATING FORCE (POUNDS)
14	5
24	8
36	12
50	15
64	19

SPECIFICATIONS:

- SOLDER CUP CONTACT: TO ACCOMMODATE 22-30 AWG SOLID AND 24-30 STRANDED CONNECTOR WIRES.
- DIELECTRIC: Diallyl-phthalate per MIL-M-14F TYPE MDG UL-94V0
- CONTACT MATERIAL: COPPER ALLOY
- CONTACT: 20 MICRO-INCHES MIN. GOLD MATING AREA; 3-5 MICRO-INCHES GOLD TERMINAL AREA; 50 MICRO-INCHES MIN. NICKEL UNDERPLATING ALL OVER.
- SHELL MATERIAL: ZINC PLATED STEEL.
- CURRENT CAPACITY: 5 AMPS/CONTACT
- VOLTAGE RATING: 700 VOLTS D.C. AT SEA LEVEL
200 VOLTS D.C. AT 70,000 FEET
- INSULATION RESISTANCE: >5000 M OHM

- DIELECTRIC WITHSTANDING VOLTAGE: 1200 VAC (RMS) AT SEA LEVEL
- CONNECTOR MATING FORCE: REFER TO TABLE 1.
- CONTACT RETENTION FORCE: 2 LBS MAX.
- DURABILITY: 250 CYCLES MIN.
- VIBRATION: NO INTERRUPTIONS < 1u SEC.
- OPERATING TEMPERATURE: -55°C TO +105°C (-67°F TO +221°F)

CUSTOMER INFORMATION DRAWING

ITEM NO	PART OR IDENTIFICATION NO	NOMENCLATURE OR DESCRIPTION	QTY REQ'D																																																																														
<table border="1"> <tr> <td colspan="2">UNLESS OTHERWISE SPECIFIED TOLERANCES</td> <td colspan="2">APPROVAL</td> <td colspan="2">DATE</td> </tr> <tr> <td colspan="2">U.S.</td> <td colspan="2">DRAWN</td> <td colspan="2">XS.GUO</td> </tr> <tr> <td colspan="2">METRIC</td> <td colspan="2">CHECKED</td> <td colspan="2">12/14/05</td> </tr> <tr> <td colspan="2">.X +/- 0.020</td> <td colspan="2">CHECKED</td> <td colspan="2"></td> </tr> <tr> <td colspan="2">.XX +/- 0.010</td> <td colspan="2"></td> <td colspan="2"></td> </tr> <tr> <td colspan="2">.XXX +/- 0.005</td> <td colspan="2"></td> <td colspan="2"></td> </tr> <tr> <td colspan="2">FRACTIONS +/- 1/16</td> <td colspan="2"></td> <td colspan="2"></td> </tr> <tr> <td colspan="2">ANGLES +/- 1°</td> <td colspan="2"></td> <td colspan="2"></td> </tr> <tr> <td colspan="4">FOR MATERIALS AND FINISHES SEE NOTES</td> <td colspan="2">DRAWING FILE: \DRAWING\187\C5730140.DWG</td> </tr> <tr> <td colspan="4">REMOVE SHARP EDGES</td> <td colspan="2">ANGLE OF PROJECTION</td> </tr> <tr> <td colspan="4">DIMENSIONS</td> <td colspan="2"> </td> </tr> <tr> <td colspan="4">U.S. INCHES</td> <td colspan="2"> </td> </tr> <tr> <td colspan="4">-(METRIC)- (MM)-</td> <td colspan="2"></td> </tr> </table>				UNLESS OTHERWISE SPECIFIED TOLERANCES		APPROVAL		DATE		U.S.		DRAWN		XS.GUO		METRIC		CHECKED		12/14/05		.X +/- 0.020		CHECKED				.XX +/- 0.010						.XXX +/- 0.005						FRACTIONS +/- 1/16						ANGLES +/- 1°						FOR MATERIALS AND FINISHES SEE NOTES				DRAWING FILE: \DRAWING\187\C5730140.DWG		REMOVE SHARP EDGES				ANGLE OF PROJECTION		DIMENSIONS						U.S. INCHES						-(METRIC)- (MM)-					
UNLESS OTHERWISE SPECIFIED TOLERANCES		APPROVAL		DATE																																																																													
U.S.		DRAWN		XS.GUO																																																																													
METRIC		CHECKED		12/14/05																																																																													
.X +/- 0.020		CHECKED																																																																															
.XX +/- 0.010																																																																																	
.XXX +/- 0.005																																																																																	
FRACTIONS +/- 1/16																																																																																	
ANGLES +/- 1°																																																																																	
FOR MATERIALS AND FINISHES SEE NOTES				DRAWING FILE: \DRAWING\187\C5730140.DWG																																																																													
REMOVE SHARP EDGES				ANGLE OF PROJECTION																																																																													
DIMENSIONS																																																																																	
U.S. INCHES																																																																																	
-(METRIC)- (MM)-																																																																																	
<table border="1"> <tr> <td colspan="2">PARTS LIST</td> <td colspan="2" rowspan="2"> Amphenol Amphenol East Asia Limited Manufacturing Operation </td> </tr> <tr> <td colspan="2"> TITLE 14 CONTACT SIZE MICROPIECE CABLE MOUNT PLUG ASSEMBLY </td> </tr> <tr> <td>SIZE</td> <td>DRAWING NO.</td> <td>REV.</td> <td></td> </tr> <tr> <td>A3</td> <td>C57-30140</td> <td>B</td> <td></td> </tr> <tr> <td>SCALE</td> <td>NONE</td> <td colspan="2">SHEET 1 OF 1</td> </tr> </table>				PARTS LIST		Amphenol Amphenol East Asia Limited Manufacturing Operation		TITLE 14 CONTACT SIZE MICROPIECE CABLE MOUNT PLUG ASSEMBLY		SIZE	DRAWING NO.	REV.		A3	C57-30140	B		SCALE	NONE	SHEET 1 OF 1																																																													
PARTS LIST		Amphenol Amphenol East Asia Limited Manufacturing Operation																																																																															
TITLE 14 CONTACT SIZE MICROPIECE CABLE MOUNT PLUG ASSEMBLY																																																																																	
SIZE	DRAWING NO.	REV.																																																																															
A3	C57-30140	B																																																																															
SCALE	NONE	SHEET 1 OF 1																																																																															