

Excellent Integrated System Limited

Stocking Distributor

Click to view price, real time Inventory, Delivery & Lifecycle Information:

[Amphenol Commercial Products](#)
[5730360](#)

For any questions, you can email us directly:

sales@integrated-circuit.com

This document is the property of Amphenol Corporation and is delivered on the express condition that it is not to be distributed, reproduced, or used in whole or in part, for manufacturing or sale, by means other than specified. Copyright © 2006 Amphenol Corporation. All rights reserved. It shall be granted to licensee or to any other licensee in this document.

REVISIONS				
SYM	ECH	DESCRIPTION	DATE	APPROVED
A	HK	PRELIMINARY RELEASE	12/05/02	Y.M.LEE
B	HK#	ADD CHOP OF ROHS	2/16/06	IP

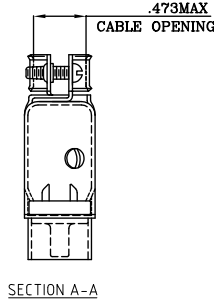
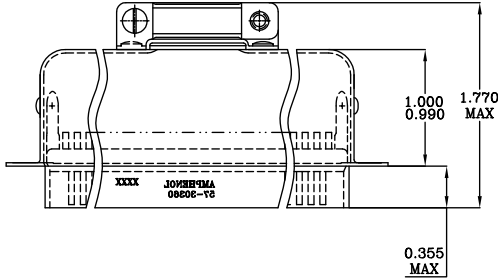
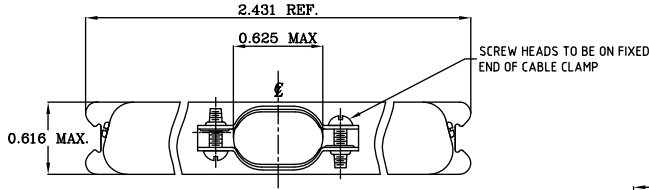


TABLE 1

CONNECTOR SIZES	AVERAGE MATING FORCE (POUNDS)
14	5
24	8
36	12
50	15
64	19

SPECIFICATIONS:

- SOLDER CUP CONTACT: TO ACCOMMODATE 22-30 AWG SOLID AND 24-30 STRANDED CONNECTOR WIRES.
- DIELECTRIC: DIALLY-PHTHALATE PER MIL-M-14F TYPE MDG UL-94V0
- CONTACT MATERIAL: COPPER ALLOY
- CONTACT: 20 MICRO-INCHES MIN. GOLD MATING AREA; 3-5 MICRO-INCHES GOLD TERMINAL AREA; 50 MICRO-INCHES MIN. NICKEL UNDERPLATING ALL OVER.
- SHELL MATERIAL: ZINC PLATED STEEL.
- CURRENT CAPACITY: 5 AMPS/CONTACT
- VOLTAGE RATING: 700 VOLTS D.C. AT SEA LEVEL
200 VOLTS D.C. AT 70,000 FEET
- INSULATION RESISTANCE: >5000 M OHM

- DIELECTRIC WITHSTANDING VOLTAGE: 1200 VAC (RMS) AT SEA LEVEL
- CONNECTOR MATING FORCE: REFER TO TABLE 1.
- CONTACT RETENTION FORCE: 2 LBS MAX.
- DURABILITY: 250 CYCLES MIN.
- VIBRATION: NO INTERRUPTIONS < 1u SEC.
- OPERATING TEMPERATURE: -55°C TO +105°C (-67°F TO +221°F)

CUSTOMER INFORMATION DRAWING

ITEM NO	PART OR IDENTIFICATION NO	DESCRIPTION OR NOMENCLATURE OR DESCRIPTION	QTY REQ'D
PARTS LIST			
UNLESS OTHERWISE SPECIFIED TOLERANCES		APPROVAL	DATE
U.S. METRIC		DRAWN XS.GUO	2/18/06
X +/- 0.020		CHECKED	
XX +/- 0.010			
XXX +/- 0.005			
FRACTIONS +/- 1/16		DRAWING FILE:	
ANGLES +/- 1°		DRAWING NO. 187,05730360.DWG	
FOR MATERIALS AND FINISHES SEE NOTES			
REMOVE SHARP EDGES		ANGLE OF PROJECTION	
DIMENSIONS			
U.S.	INCHES		
(METRIC)	(MM)		
TITLE		SIZE	DRAWING NO.
36 CONTACT SIZE MICRORIBBON CABLE MOUNT PLUG ASSEMBLY		A3	C57-30360
SCALE		NONE	REV. A
SHEET		1	OF 1