

Excellent Integrated System Limited

Stocking Distributor

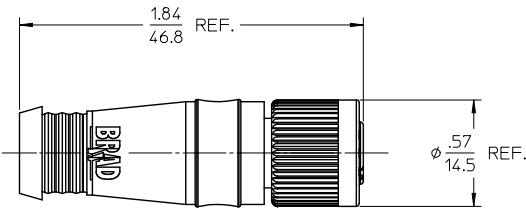
Click to view price, real time Inventory, Delivery & Lifecycle Information:

[Molex Connector Corporation](#)
[1300390385](#)

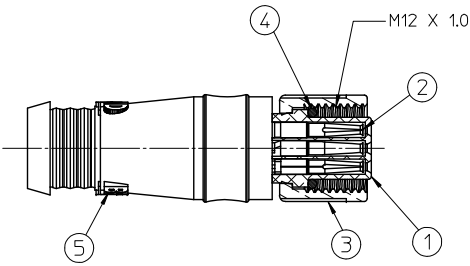
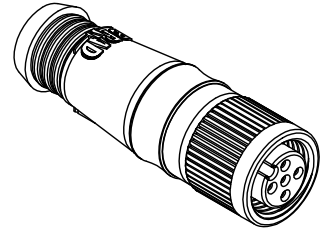
For any questions, you can email us directly:

sales@integrated-circuit.com

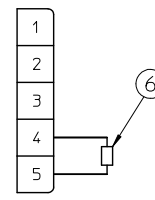
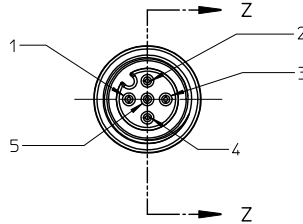
10	9	8	7	6	5	4	3	2	130039
MATERIAL NO.	ENGINEERING NO.	DESCRIPTION							
1300390385	DND150	FEMALE STANDARD TERMINATOR WITH RESISTOR							
1300390386	DND151	FEMALE TERMINATOR WITH JUMPERS							



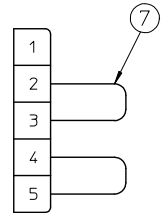
- NOTES:
1. MATERIAL: SEE TABLE
 2. FINISHES: SEE TABLE
 3. MATES WITH: MALE MICRO-CHANGE 5 POLE RECEPTACLE
 4. ELECTRICAL SPECIFICATIONS:
VOLTAGE RATING: 30V
CURRENT RATING: 4.0 AMPS
 5. ASSEMBLY IS RoHS COMPLIANT



Section Z-Z



WIRING DIAGRAM
(1300390385)



WIRING DIAGRAM
(1300390386)

7	2	JUMPER WIRE, 22 AWG	PVC INSULATION			RELEASED EC NO: WNA2010-0141 2009/08/28 R. STONE 2009/08/28 CHKOB WOODMAN 2009/08/28 APPR: JFMURPHY 2009/08/31	QUALITY SYMBOLS ▽=0 ▽=0	GENERAL TOLERANCES (UNLESS SPECIFIED) <table border="1"> <tr> <th></th> <th>mm</th> <th>INCH</th> </tr> <tr> <td>4 PLACES</td> <td>± .---</td> <td>± .---</td> </tr> <tr> <td>3 PLACES</td> <td>± .---</td> <td>± .---</td> </tr> <tr> <td>2 PLACES</td> <td>± .---</td> <td>± .01</td> </tr> <tr> <td>1 PLACE</td> <td>± 0.3</td> <td>± .---</td> </tr> <tr> <td colspan="3">ANGULAR ± 1/2°</td> </tr> </table>		mm	INCH	4 PLACES	± .---	± .---	3 PLACES	± .---	± .---	2 PLACES	± .---	± .01	1 PLACE	± 0.3	± .---	ANGULAR ± 1/2°			DIMENSION STYLE IN/MM DRAWN BY R. STONE DATE 2009/08/27 CHECKED BY B. WOODMAN DATE 2009/08/28 APPROVED BY JFMURPHY DATE 2009/08/28 MATERIAL NO. SEE CHART	SCALE 2:1 DESIGN UNITS INCH THIRD ANGLE PROJECTION	TITLE MICRO-CHANGE TERMINATOR FEMALE, 5 POLE DEVICE NET MOLEX INCORPORATED DOCUMENT NO. SD-130039-012	SHEET NO. 1 OF 1
	mm	INCH																												
4 PLACES	± .---	± .---																												
3 PLACES	± .---	± .---																												
2 PLACES	± .---	± .01																												
1 PLACE	± 0.3	± .---																												
ANGULAR ± 1/2°																														
6	1	RESISTOR, 121 OHM, 1/4 WATT, ±1%	CARBON OR METAL FILM																											
5	1	OVERMOLD	GRAY	PVC																										
4	1	O-RING	NITRILE	RED																										
3	1	COUPLING NUT, FEMALE THREAD	ZINC	BLACK																										
2	5	CONTACT SOCKET	Cu ALLOY	GOLD																										
1	1	INSERT, 5 POLE	NYLON	BLACK																										
ITEM	QTY.	DESCRIPTION	MATERIAL	FINISH																										