

Excellent Integrated System Limited

Stocking Distributor

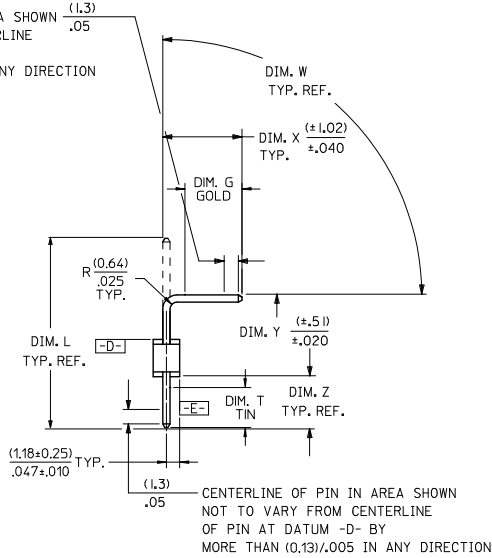
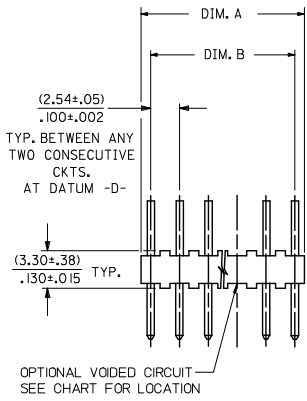
Click to view price, real time Inventory, Delivery & Lifecycle Information:

[Molex Connector Corporation](#)
[0022122111](#)

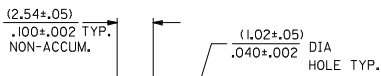
For any questions, you can email us directly:

sales@integrated-circuit.com

CENTERLINE OF PIN IN AREA SHOWN
NOT TO VARY FROM CENTERLINE
OF PIN AT DATUM -E- BY
MORE THAN (0.20)/.008 IN ANY DIRECTION



CKTS. NO. OF	DIM. B	DIM. A
2	.100 ± .002 (2.54 ± .05)	.190 ± .008 (4.83 ± .20)
3	.200 ± .005 (5.08 ± .13)	.290 ± .008 (7.37 ± .20)
4	.300 ± .005 (7.62 ± .13)	.390 ± .008 (9.91 ± .20)
5	.400 ± .005 (10.16 ± .13)	.490 ± .008 (12.45 ± .20)
6	.500 ± .006 (12.70 ± .15)	.590 ± .009 (14.99 ± .23)
7	.600 ± .006 (15.24 ± .15)	.690 ± .009 (17.53 ± .23)
8	.700 ± .006 (17.78 ± .15)	.790 ± .009 (20.07 ± .23)
9	.800 ± .007 (20.32 ± .18)	.890 ± .010 (22.61 ± .25)
10	.900 ± .007 (22.86 ± .18)	.990 ± .010 (25.15 ± .25)
11	1.000 ± .007 (25.40 ± .18)	1.090 ± .010 (27.69 ± .25)
12	1.100 ± .008 (27.94 ± .20)	1.190 ± .011 (30.23 ± .28)
13	1.200 ± .008 (30.48 ± .20)	1.290 ± .011 (32.77 ± .28)
14	1.300 ± .008 (33.02 ± .20)	1.390 ± .011 (35.31 ± .28)
15	1.400 ± .008 (35.56 ± .20)	1.490 ± .011 (37.85 ± .28)
16	1.500 ± .008 (38.10 ± .20)	1.590 ± .011 (40.39 ± .28)



PCB LAYOUT: COMPONENT SIDE
TYPICAL PCB THICKNESS: (1.57)/.062

A-4094-N * * * *
NO. OF CKTS. * * * *
VERSION * * * *
LETTER CHANGES WHEN PIN NO. OR PRESS DIM. CHANGES. * * * *
PLATING CODE * * * *
SEE NOTE 2 * * * *

SECONDARY OPERATIONS	
CODE	PACKAGE
BLANK	BULK PER
	PK-4094-001

- NOTES:
- MATERIAL: NYLON, UL 94V-0, COLOR: WHITE
 - FINISH:
 - (241) SELECT GOLD: 0.00051/0.00020 MIN.
 - SELECT TIN: 0.00254/0.00100 MIN.
 - OVERALL NICKEL UNDERPLATE: 0.00127/0.00050 MIN.
 - (197) OVERALL REFLOWED MATTE TIN: 0.00152/0.00060 MIN.
 - OVER 0.00127/0.00050 MIN. NICKEL OVERALL.
 - PARTS CONFORM TO PRODUCT SPECIFICATION PS-10-07.
 - PACKAGING INFORMATION: SEE LEGEND.
 - PINS MUST CONFORM TO SOLDERABILITY SPECIFICATION SMES-152.
 - PIN PUSHOUT FORCE: 2 LBS. MIN.
 - PARTS ARE STACKABLE END TO END AND SIDE TO SIDE ON (2.54)/.100 CENTERS.
 - PARTS CONFORM TO CLASS B REQUIREMENTS OF COSMETIC SPECIFICATION PS-45499-002.

CORRECT BEND RAD. REC NO: UCP2016-0035 DRAWN/KIPPER 2015/09/08 CHKD/BELL 2015/09/08 APPROV/SMITH 2015/09/10	QUALITY SYMBOLS ▽=0 ▽=0 ▽=0	GENERAL TOLERANCES (UNLESS SPECIFIED) mm INCH 4 PLACES ± --- ± --- 3 PLACES ± --- ± .005 2 PLACES ± 0.13 ± .01 1 PLACE ± 0.25 ± --- 0 PLACE ± --- ± ---	DIMENSION STYLE MM/IN		SCALE ---	DESIGN UNITS INCH	THIRD ANGLE PROJECTION
			DRAWN BY KSS	DATE 1984/09/10	TITLE WAFER ASSY FLAT MINI KK (4030 WITH BENT PINS) 4094 SERIES DRAWING		
REV AE2	DESCRIPTION	MATERIAL NO. SEE CHART	APPROVED BY F SMITH		DATE 2014/08/05		DOCUMENT NO. SDA-4094
			SIZE C		SHEET NO. 1 OF 3		

ENG. NO.	PIN NO.	DIM. L	DIM. X	DIM. Z	DIM. Y	DIM. W	DIM. G	DIM. T
A-4094-NA197	42663-0562	(17.53) .690	(9.37) .369	(3.15) .124	(6.30) .248	90°	N/A	OVERALL
A-4094-NA241	42663-0563	(17.53) .690	(9.37) .369	(3.15) .124	(6.30) .248	90°	(5.08) .200	(3.43) .135
A-4094-NAJ197	42663-0862	(21.34) .840	(10.13) .399	(4.09) .161	(8.41) .331	90°	N/A	OVERALL
A-4094-NAP197	42663-0562	(17.53) .690	(8.48) .334	(3.78) .149	(6.55) .258	90°	N/A	OVERALL
A-4094-NBT197	42663-0182	(12.70) .500	(6.38) .251	(2.79) .110	(4.78) .188	90°	N/A	OVERALL
A-4094-NDS197	42663-1182	(25.40) 1.000	(17.00) .669	(3.38) .133	(6.30) .248	90°	N/A	OVERALL

SEE SHEET 1 REC NO: UCP2016-1055 DRAWN BY: 2015/09/08 CHKD: BELL 2015/09/08 APPR: SMITH 2015/09/10 REV	QUALITY SYMBOLS	GENERAL TOLERANCES (UNLESS SPECIFIED)	DIMENSION STYLE	SCALE	DESIGN UNITS	THIRD ANGLE PROJECTION	
	$\nabla = 0$ $\nabla = 0$ $\nabla = 0$	mm INCH 4 PLACES ± --- ± --- 3 PLACES ± --- ± .005 2 PLACES ± 0.13 ± .01 1 PLACE ± 0.25 ± --- 0 PLACE ± --- ± ---	MM/IN	DRAWN BY DATE KSS 1984/09/10 CHECKED BY DATE NP 1984/09/10 APPROVED BY DATE F SMITH 2014/08/05	---	INCH	TITLE WAFER ASSY FLAT MINI KK (4030 WITH BENT PINS) 4094 SERIES DRAWING
	ANGULAR ±1/2°	DRAFT WHERE APPLICABLE MUST REMAIN WITHIN DIMENSIONS	SEE CHART	MATERIAL NO.	DOCUMENT NO.	SHEET NO.	
						2 OF 3	

13 12 11 10 9 8 7 6 5 4 3 2 1

A-4094-NA197		A-4094-NA241			A-4094-NAJ197		A-4094-NAP197		A-4094-NBT197	
PART NO.	ENG. NO.	PART NO.	ENG. NO.	VOID CIRCUIT	PART NO.	ENG. NO.	PART NO.	ENG. NO.	PART NO.	ENG. NO.
22-05-2021	A-4094-2A197	22-12-2021	A-4094-2A 241			A-4094-2AJ197	22-05-3022	A-4094-2AP197	22-05-3020	A-4094-2BT197
22-05-2031	A-4094-3A197	22-12-2031	A-4094-3A 241			A-4094-3AJ197	22-05-3032	A-4094-3AP197	22-05-3030	A-4094-3BT197
22-05-2041	A-4094-4A197	22-12-2041	A-4094-4A 241			A-4094-4AJ197	22-05-3042	A-4094-4AP197	22-05-3040	A-4094-4BT197
22-05-2051	A-4094-5A197	22-12-2051	A-4094-5A 241			A-4094-5AJ197	22-05-3052	A-4094-5AP197	22-05-3050	A-4094-5BT197
22-05-2061	A-4094-6A197	22-12-2061	A-4094-6A 241			A-4094-6AJ197	22-05-3062	A-4094-6AP197	22-05-3060	A-4094-6BT197
22-05-2071	A-4094-7A197	22-12-2071	A-4094-7A 241			A-4094-7AJ197	22-05-3072	A-4094-7AP197	22-05-3070	A-4094-7BT197
22-05-2081	A-4094-8A197	22-12-2081	A-4094-8A 241			A-4094-8AJ197	22-05-3082	A-4094-8AP197	22-05-3080	A-4094-8BT197
22-05-2091	A-4094-9A197	22-12-2091	A-4094-9A 241			A-4094-9AJ197	22-05-3092	A-4094-9AP197	22-05-3090	A-4094-9BT197
22-05-2101	A-4094-10A197	22-12-2101	A-4094-10A 241			A-4094-10AJ197	22-05-3102	A-4094-10AP197	22-05-3100	A-4094-10BT197
22-05-2111	A-4094-11A197	22-12-2111	A-4094-11A 241			A-4094-11AJ197	22-05-3112	A-4094-11AP197	22-05-3110	A-4094-11BT197
22-05-2121	A-4094-12A197	22-12-2121	A-4094-12A241			A-4094-12AJ197	22-05-3122	A-4094-12AP197	22-05-3120	A-4094-12BT197
22-05-2131	A-4094-13A197	22-12-2131	A-4094-13A241			A-4094-13AJ197	22-05-3132	A-4094-13AP197	22-05-3130	A-4094-13BT197
22-05-2141	A-4094-14A197	22-12-2141	A-4094-14A241			A-4094-14AJ197	22-05-3142	A-4094-14AP197	22-05-3140	A-4094-14BT197
22-05-2151	A-4094-15A197	22-12-2151	A-4094-15A241			A-4094-15AJ197	22-05-3152	A-4094-15AP197	22-05-3150	A-4094-15BT197
22-05-2161	A-4094-16A197	22-12-2161	A-4094-16A241			A-4094-16AJ197	22-05-3162	A-4094-16AP197	22-05-3160	A-4094-16BT197
		22-19-2054	A-4094-5A241-2	2						

A-4094-NDS197	
PART NO.	ENG. NO.
22-06-3021	A-4094-02DS197
22-06-3031	A-4094-03DS197
22-06-3041	A-4094-04DS197
22-06-3051	A-4094-05DS197
22-06-3061	A-4094-06DS197
22-06-3071	A-4094-07DS197
22-06-3081	A-4094-08DS197
22-06-3091	A-4094-09DS197
22-06-3101	A-4094-10DS197
22-06-3111	A-4094-11DS197
22-06-3121	A-4094-12DS197
22-06-3131	A-4094-13DS197
22-06-3141	A-4094-14DS197
22-06-3151	A-4094-15DS197
22-06-3161	A-4094-16DS197

SEE SHEET 1 DEC NO: UCP2016-1055 DRAWN BY: 2015/09/08 CHECKED BY: 2015/09/08 APPROVED BY: 2015/09/10 AEZ	QUALITY SYMBOLS ∇=0 ∇=0 ∇=0	GENERAL TOLERANCES (UNLESS SPECIFIED)		DIMENSION STYLE MM/IN		SCALE ---	DESIGN UNITS INCH	THIRD ANGLE PROJECTION
		4 PLACES ± --- ± --- 3 PLACES ± --- ± .005 2 PLACES ± 0.13 ± .01 1 PLACE ± 0.25 ± --- 0 PLACE ± --- ± ---	mm INCH	DRAWN BY: KSS DATE: 1984/09/10	TITLE WAFER ASSY FLAT MINI KK (4030 WITH BENT PINS) 4094 SERIES DRAWING			
		ANGULAR ±1/2°		CHECKED BY: NP DATE: 1984/09/10	APPROVED BY: F SMITH DATE: 2014/08/05			
		DRAFT WHERE APPLICABLE MUST REMAIN WITHIN DIMENSIONS		MATERIAL NO. SEE CHART	DOCUMENT NO. SDA-4094	SHEET NO. 3 OF 3		

1b_frame_C.P.AM.T 12 11 10 9 8 7 6 5 4 3 2 1
 Rev. G 2012/01/11