

## **Excellent Integrated System Limited**

Stocking Distributor

Click to view price, real time Inventory, Delivery & Lifecycle Information:

[TE Connectivity AMP Connectors](#)  
[535843-2](#)

For any questions, you can email us directly:

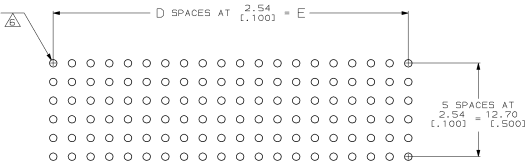
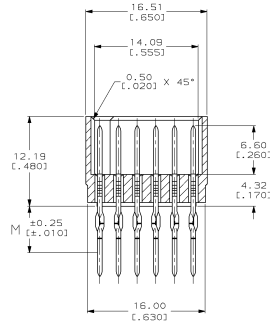
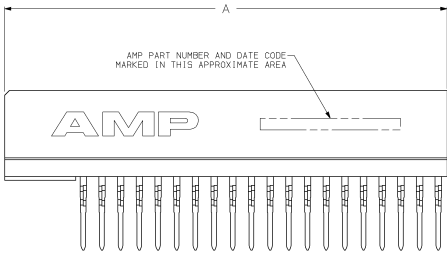
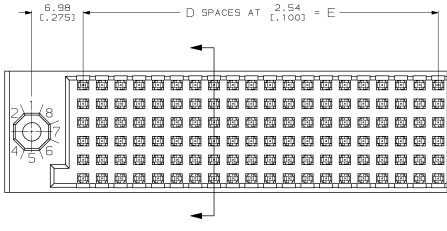
[sales@integrated-circuit.com](mailto:sales@integrated-circuit.com)



Distributor of TE Connectivity AMP Connectors: Excellent Integrated System Limited  
 Datasheet of 535843-2 - CONN PLUG 120POS VERT T/H

PRINTING MADE IN THIRD ANGLE PROJECTION  
 THIS DRAWING IS UNCONTROLLED. RELEASED FOR PUBLICATION  
 © copyright 18 BY AMP INCORPORATED. ALL INTERNATIONAL RIGHTS RESERVED.

REV. NO.		DATE		DESCRIPTION	
AD	25				
C	ECN	AD5182			
D	REVISED PER ECN	0010-0984-93	T.S.	1-27-11	NS
E	PER ECN	1422-95	T.S.	4-29-14	DH
F	PER ECN	0730-96	T.S.	7-2-16	JR



RECOMMENDED P.C. BOARD LAYOUT

- △ HOUSING MATERIAL: GLASS FILLED POLYESTER, COLOR: BLACK.
- △ CONTACT MATERIAL: PHOSPHOR BRONZE.
- △ CONTACT FINISH: 0.00127 (.000050) NICKEL UNDERPLATE ALL OVER. 0.00076 (.000030) GOLD PLATE IN CONTACT AREAS. TIN PLATE ON TAILS.
- △ CONTACT FINISH: 0.00127 (.000050) NICKEL UNDERPLATE ALL OVER. 0.00076 (.000030) GOLD IN CONTACT AREAS AND LOWER 5.08 (.200) OF POSTS. - GOLD FLASH ON REMAINDER.
- 5. GUIDE PINS AND KEYS SOLD SEPARATELY.
- △ ACTION PIN POSTS REQUIRE 2.36 (.0931) MIN THICK P.C. BOARD. RECOMMENDED P.C. BOARD HOLES ARE 1.151 (.0453) DIA PLATED THRU WITH 0.025-.076 (.001-.003) COPPER AND 0.0076 (.0003) MIN TIN-LEAD. AFTER PLATING FINISHED HOLES SHALL BE 0.94-1.09 (.037-.043) DIA; AFTER REFLOW 0.91-1.09 (.036-.043) DIA.

FINISH	M	E	D	A	NO OF PLUS CONTACTS	NO OF SIGNAL CONTACTS	POSN	PART NO
△	9.52 (.375)	48.26 (1.900)	19	61.15 (2.368)	40	60	120	535843-8
△	9.52 (.375)	35.56 (1.400)	14	47.45 (1.868)	30	60	80	535843-7
△	14.09 (.555)	48.26 (1.900)	19	61.15 (2.368)	40	80	120	535843-6
△	14.09 (.555)	35.56 (1.400)	14	47.45 (1.868)	30	60	90	535843-5
△	17.37 (.684)	48.26 (1.900)	19	61.15 (2.368)	40	80	120	535843-4
△	17.37 (.684)	35.56 (1.400)	14	47.45 (1.868)	30	60	90	535843-3
△	6.35 (.250)	48.26 (1.900)	19	61.15 (2.368)	40	80	120	535843-2
△	6.35 (.250)	35.56 (1.400)	14	47.45 (1.868)	30	60	90	535843-1

DO NOT SCALE PRINT. UNLESS SPECIFIED DIMENSIONS IN mm (INCHES) TOLERANCES ON 3 PLG DEC = ±.12 (.005) 5 PLG DEC = ±.15 (0.006) ANGLES ±.1° MATERIAL: DR 11/27/09 N. SCHROLL APPD: 9/21/13 N. SCHROLL PRODUCT SPEC

**AMP** Incorporated  
 Harrisburg, PA 17105-3600

**TBC PLUS PIN ASSEMBLY**  
 MODULAR LEFT MODULE FULLY LOADED



FINISH	SEE TABLE	APPLICATION SPEC	-	WEIGHT	-
SIZE	D	CAGE CODE	00779	DRAWING NO	535843
SCALE	4:1	SHEET	1 OF 1		

CUSTOMER DRAWING

AMP 1763-3-001 (11-08) 10-01-06 (B-51-14) amp2983 /www/amp-05/9443/ect/132/amp2983/1-152