

Excellent Integrated System Limited

Stocking Distributor

Click to view price, real time Inventory, Delivery & Lifecycle Information:

[TE Connectivity AMP Connectors
535845-2](#)

For any questions, you can email us directly:

sales@integrated-circuit.com

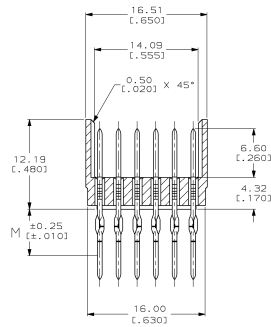
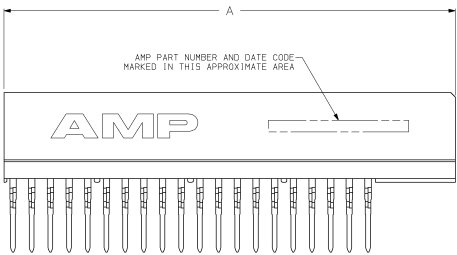
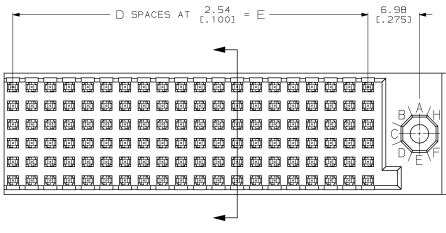


Distributor of TE Connectivity AMP Connectors: Excellent Integrated System Limited

Datasheet of 535845-2 - CONN PLUG 120POS VERT T/H GOLD

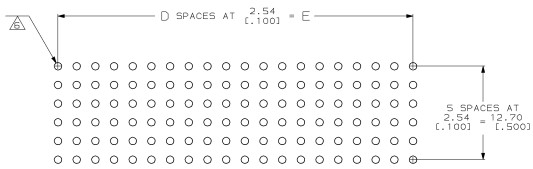
PRINTING MADE IN THIRD ANGLE PROJECTION
 THIS DRAWING IS UNCONTROLLED. RELEASED FOR PUBLICATION
 © copyright 18 BY AMP INCORPORATED. ALL INTERNATIONAL RIGHTS RESERVED.

REV. NO.		REV. DATE		DESCRIPTION		DATE	APP'D
C	ECN	AD5182					
D	REVISED PER ECN	0010-0984-93	T.S.	1-29-91	NS		
E	REV PER ECN	0488-94	T.S.	3-25-94	DH		
F	PER ECN	1422-95	T.S.	4-22-95	DH		
G	PER ECN	0730-96	T.S.	7-2-96	JR		



- △ HOUSING MATERIAL: GLASS FILLED POLYESTER, COLOR: BLACK.
- △ CONTACT MATERIAL: PHOSPHOR BRONZE.
- △ CONTACT FINISH: 0.00127 (.00050) NICKEL UNDERPLATE ALL OVER. 0.00076 (.00030) GOLD PLATE IN CONTACT AREAS. TIN PLATE ON TAILS.
- △ CONTACT FINISH: 0.00127 (.00050) NICKEL UNDERPLATE ALL OVER. 0.00076 (.00030) GOLD IN CONTACT AREAS AND LOWER 5.08 (.200) OF POSTS. - GOLD FLASH ON REMAINDER.
- 5. GUIDE PINS AND KEYS SOLD SEPARATELY.
- △ ACTION PIN POSTS REQUIRE 2.36 (.0931) MIN THICK P.C. BOARD. RECOMMENDED P.C. BOARD HOLES ARE 1.151 (.0453) DIA PLATED THRU WITH 0.025-.076 (.001-.003) COPPER AND 0.0076 (.0003) MIN TIN-LEAD. AFTER PLATING FINISHED HOLES SHALL BE 0.94-1.09 (.037-.043) DIA; AFTER REFLOW 0.91-1.09 (.036-.043) DIA.

OBSOLETE	△	9.52 (.375)	48.26 (1.900)	19	61.15 (2.368)	40	60	120	535845-8
OBSOLETE	△	9.52 (.375)	35.56 (1.400)	14	47.45 (1.868)	30	60	90	535845-7
	△	14.09 (.555)	48.26 (1.900)	19	61.15 (2.368)	40	80	120	535845-6
	△	14.09 (.555)	35.56 (1.400)	14	47.45 (1.868)	30	60	90	535845-5
	△	17.37 (.684)	48.26 (1.900)	19	61.15 (2.368)	40	80	120	535845-4
	△	17.37 (.684)	35.56 (1.400)	14	47.45 (1.868)	30	60	90	535845-3
	△	6.35 (.250)	48.26 (1.900)	19	61.15 (2.368)	40	80	120	535845-2
	△	6.35 (.250)	35.56 (1.400)	14	47.45 (1.868)	30	60	90	535845-1



RECOMMENDED P.C BOARD LAYOUT



FINISH	M	E	D	A	NO OF PLUS CONTACTS	NO OF SIGNAL CONTACTS	POSN	PART NO
DO NOT SCALE PRINT. UNLESS SPECIFIED DIMENSIONS IN MM (INCHES) TOLERANCES ON 3 PLG DEC = ±.12 (.005) 5 PLG DEC = ±.15 (.006) ANGLES = ° MATERIAL:								
OR 1/27/95 N. SCHROLL APP'D: 9/21/93 N. SCHROLL PRODUCT SPEC								
AMP INCORPORATED Harrisburg, PA 17105-3600 TBC PLUS PIN ASSEMBLY MODULAR RIGHT MODULE FULLY LOADED								
FINISH	SEE TABLE	APPLICATION SPEC	SIZE	00779	DRAWING NO	535845		
WEIGHT	-	-	SCALE	4:1	SHEET	1 OF 1		

CUSTOMER DRAWING